

JATO Dynamics New Car Registrations Europe-27*

Group	Make	Model	Mar-23	vs Mar-22	YTD-23	vs YTD-22
BMW Group	BMW	I3	7	-100%	26	-100%
BMW Group	BMW	I4	3,871	113%	7,484	191%
BMW Group	BMW	I7	248	new	580	new
BMW Group	BMW	IX	1,616	-18%	3,682	-17%
BMW Group	BMW	IX1	3,097	new	5,311	new
BMW Group	BMW	IX3	1,805	4%	5,066	16%
BMW Group	BMW	SERIES 1	9,782	100%	21,093	46%
BMW Group	BMW	SERIES 2	3,297	30%	7,600	35%
BMW Group	BMW	SERIES 2 ACTIVE TOURER	4,725	215%	9,063	212%
BMW Group	BMW	SERIES 2 GRAN TOURER	109	-64%	514	-58%
BMW Group	BMW	SERIES 3	9,067	0%	20,866	-17%
BMW Group	BMW	SERIES 4	5,118	1%	10,420	-13%
BMW Group	BMW	SERIES 5	5,925	8%	13,504	-8%
BMW Group	BMW	SERIES 6	85	-13%	220	-20%
BMW Group	BMW	SERIES 7	408	-44%	987	-24%
BMW Group	BMW	SERIES 8	619	-1%	1,229	0%
BMW Group	BMW	X1	9,115	15%	19,561	-15%
BMW Group	BMW	X2	2,003	15%	4,548	-17%
BMW Group	BMW	X3	4,395	-13%	13,042	7%
BMW Group	BMW	X4	1,759	37%	3,735	27%
BMW Group	BMW	X5	4,419	-22%	9,420	-7%
BMW Group	BMW	X6	903	-24%	2,075	-5%
BMW Group	BMW	X7	541	-5%	1,471	31%
BMW Group	BMW	XM	78	new	172	new
BMW Group	BMW	Z4	1,002	3%	1,684	-3%
BMW Group	MINI	CLUBMAN	1,456	15%	2,841	-14%
BMW Group	MINI	COUNTRYMAN	6,157	109%	12,985	13%
BMW Group	MINI	MINI	15,457	34%	28,967	-3%
BMW Group	ROLLS-ROYCE	CULLINAN	117	117%	181	68%
BMW Group	ROLLS-ROYCE	GHOST	35	0%	62	-18%
BMW Group	ROLLS-ROYCE	PHANTOM	11	57%	19	27%
Chinese	AIWAYS	U5	74	270%	272	60%
Chinese	AIWAYS	U6	15	new	17	new
Chinese	BYD	ATTO 3	352	new	782	new
Chinese	BYD	HAN	47	new	115	new
Chinese	BYD	TANG	29	-72%	43	-85%
Chinese	DFSK	FENGGUANG580/580	17	70%	42	62%
Chinese	DFSK	FENGON 500	32	167%	68	467%
Chinese	DFSK	IX5	14	-48%	43	-31%
Chinese	DFSK	SERES 3	25	-19%	109	42%
Chinese	DR AUTOMOBILES	DR 3.0	145	-32%	171	-74%
Chinese	DR AUTOMOBILES	DR 5.0	1,463	308%	3,812	711%
Chinese	DR AUTOMOBILES	DR4/EVO 4	1,539	416%	2,928	110%
Chinese	DR AUTOMOBILES	DR6/EVO 6	681	new	1,347	new
Chinese	DR AUTOMOBILES	EVO 3	350	39%	1,120	52%
Chinese	DR AUTOMOBILES	F35	48	-76%	134	-79%
Chinese	HONGQI	E-HS9	37	-82%	67	-89%
Chinese	JAC	E-JS4	42	new	71	new
Chinese	LEAPMOTOR	T03	19	new	28	new
Chinese	MAXUS	EUNIQ 5/G50	31	-30%	43	-58%
Chinese	MAXUS	EUNIQ 6	74	90%	136	178%
Chinese	MAXUS	MIFA 9	14	new	17	new
Chinese	MG	HS	6,509	54%	13,320	63%
Chinese	MG	MARVEL R	715	147%	1,923	225%
Chinese	MG	MG 3	1,302	49%	1,956	1%
Chinese	MG	MG 4	7,722	new	12,720	new

Group	Make	Model	Mar-23	vs Mar-22	YTD-23	vs YTD-22
Chinese	MG	MG 5	1,658	-5%	2,836	29%
Chinese	MG	ZS	5,893	10%	11,830	46%
Chinese	NIO	EL7	76	new	129	new
Chinese	NIO	ES8	35	-65%	38	-84%
Chinese	NIO	ET5	103	new	106	new
Chinese	NIO	ET7	45	new	67	new
Chinese	ORA	FUNKY CAT	370	new	424	new
Chinese	SKYWELL	ET5	1	-50%	17	143%
Chinese	SWM	G01	31	138%	37	85%
Chinese	WEY	COFFEE 01	3	new	12	new
Ford	FORD	ECOSPORT	2,506	-42%	7,346	-28%
Ford	FORD	EXPLORER	140	31%	434	0%
Ford	FORD	FIESTA	10,513	23%	21,972	36%
Ford	FORD	FOCUS	13,061	74%	32,152	47%
Ford	FORD	GALAXY	855	90%	1,557	46%
Ford	FORD	GRAND TOURNEO CONNECT	510	-28%	930	-17%
Ford	FORD	GT	3	0%	13	225%
Ford	FORD	KUGA	13,725	5%	29,123	-1%
Ford	FORD	MACH-E	2,045	-14%	3,840	-38%
Ford	FORD	MONDEO	12	-99%	37	-99%
Ford	FORD	MUSTANG	275	-10%	654	-18%
Ford	FORD	PUMA	15,087	-6%	34,658	-11%
Ford	FORD	S-MAX	786	17%	1,839	14%
Ford	FORD	TOURNEO CONNECT	1,481	163%	2,838	228%
Ford	FORD	TOURNEO COURIER	2	-96%	12	-86%
Ford	FORD	TOURNEO CUSTOM	1,504	13%	3,226	-1%
Ford	FORD	TRANSIT	1,309	12%	2,508	4%
Ford	FORD	TRANSIT CONNECT	18	-89%	46	-83%
Ford	FORD	TRANSIT CUSTOM	1,194	48%	2,544	33%
Ford	FORD	TRANSIT CUSTOM/TOURNEO	186	-72%	1,237	-30%
Geely	LOTUS	EMIRA	258	new	422	new
Geely	LYNK & CO	01	2,999	313%	8,251	156%
Geely	POLESTAR	2	3,429	11%	7,233	13%
Geely	VOLVO	C40	2,063	106%	5,336	104%
Geely	VOLVO	S60/V60	2,343	-23%	5,899	-25%
Geely	VOLVO	S90/V90	1,125	-24%	2,317	-39%
Geely	VOLVO	XC40	12,582	16%	29,458	11%
Geely	VOLVO	XC60	7,171	3%	18,914	9%
Geely	VOLVO	XC90	3,534	4%	7,490	1%
Honda	HONDA	CIVIC	828	58%	2,564	103%
Honda	HONDA	CR-V	1,771	58%	3,673	25%
Honda	HONDA	HONDA E	82	-64%	211	-65%
Honda	HONDA	HR-V	745	-74%	3,144	-57%
Honda	HONDA	JAZZ	4,314	66%	6,919	9%
Hyundai-Kia	GENESIS	G70	33	-43%	75	-26%
Hyundai-Kia	GENESIS	G80	28	300%	74	72%
Hyundai-Kia	GENESIS	GV60	138	new	348	new
Hyundai-Kia	GENESIS	GV70	101	153%	231	175%
Hyundai-Kia	GENESIS	GV80	14	-44%	61	-3%
Hyundai-Kia	HYUNDAI	BAYON	3,526	65%	7,888	46%
Hyundai-Kia	HYUNDAI	ELANTRA	264	47%	745	12%
Hyundai-Kia	HYUNDAI	I10	6,584	22%	17,348	46%
Hyundai-Kia	HYUNDAI	I20	7,196	56%	16,390	25%
Hyundai-Kia	HYUNDAI	I30	4,614	-8%	12,497	3%
Hyundai-Kia	HYUNDAI	IONIQ	129	-92%	319	-90%
Hyundai-Kia	HYUNDAI	IONIQ 5	2,822	-14%	8,097	-17%

*Austria, Belgium, Croatia, Czechia, Denmark, Estonia, Finland, France, Germany, Greece, Hungary, Ireland, Italy, Latvia, Lithuania, Luxembourg, Netherlands, Norway, Poland, Portugal, Romania, Slovakia, Slovenia, Spain, Sweden, Switzerland, United Kingdom

JATO Dynamics New Car Registrations Europe-27*

Group	Make	Model	Mar-23	vs Mar-22	YTD-23	vs YTD-22
Hyundai-Kia	HYUNDAI	IONIQ 6	992	new	1,931	new
Hyundai-Kia	HYUNDAI	KONA	9,520	-4%	21,811	-17%
Hyundai-Kia	HYUNDAI	NEXO	11	-65%	57	-34%
Hyundai-Kia	HYUNDAI	SANTA FE	1,158	51%	3,038	25%
Hyundai-Kia	HYUNDAI	STARIA	345	new	801	new
Hyundai-Kia	HYUNDAI	TUCSON	18,523	17%	41,104	9%
Hyundai-Kia	KIA	CEED	6,992	-1%	16,122	-12%
Hyundai-Kia	KIA	EV6	3,827	27%	7,327	-11%
Hyundai-Kia	KIA	NIRO	6,978	-25%	17,232	-24%
Hyundai-Kia	KIA	PICANTO	7,025	9%	15,694	6%
Hyundai-Kia	KIA	PROCEED	1,386	-3%	3,661	2%
Hyundai-Kia	KIA	RIO	3,432	0%	8,868	5%
Hyundai-Kia	KIA	SORENTO	1,600	20%	3,272	8%
Hyundai-Kia	KIA	SOUL	229	-72%	429	-76%
Hyundai-Kia	KIA	SPORTAGE	17,687	32%	37,719	26%
Hyundai-Kia	KIA	STINGER	141	66%	329	75%
Hyundai-Kia	KIA	STONIC	6,445	18%	14,819	10%
Hyundai-Kia	KIA	XCEED	5,416	-16%	11,787	-14%
JLR	JAGUAR	E-PACE	698	5%	1,099	-13%
JLR	JAGUAR	F-PACE	1,050	-29%	2,419	11%
JLR	JAGUAR	F-TYPE	280	-7%	478	-25%
JLR	JAGUAR	I-PACE	773	-15%	1,280	-24%
JLR	JAGUAR	XE	206	54%	365	17%
JLR	JAGUAR	XF	164	52%	430	58%
JLR	LAND ROVER	DEFENDER	4,289	90%	6,971	75%
JLR	LAND ROVER	DISCOVERY	1,147	198%	1,386	173%
JLR	LAND ROVER	DISCOVERY SPORT	1,777	69%	3,448	53%
JLR	LAND ROVER	RANGE ROVER	2,514	new	4,455	new
JLR	LAND ROVER	RANGE ROVER EVOQUE	2,934	17%	6,165	23%
JLR	LAND ROVER	RANGE ROVER SPORT	2,743	12%	4,668	6%
JLR	LAND ROVER	RANGE ROVER VELAR	1,482	18%	2,947	36%
Mazda	MAZDA	CX-30	4,309	-17%	9,097	-20%
Mazda	MAZDA	CX-5	4,671	40%	11,745	45%
Mazda	MAZDA	CX-60	3,690	new	7,270	new
Mazda	MAZDA	MAZDA2	2,803	38%	6,830	54%
Mazda	MAZDA	MAZDA2 HYBRID	2,053	156%	3,615	197%
Mazda	MAZDA	MAZDA3	2,756	22%	6,057	23%
Mazda	MAZDA	MAZDA6	1,101	172%	1,889	79%
Mazda	MAZDA	MX-30	511	59%	1,988	71%
Mazda	MAZDA	MX-5	1,063	2%	1,545	6%
Mercedes-Benz	MERCEDES	A-CLASS	10,447	3%	20,691	-7%
Mercedes-Benz	MERCEDES	AMG GT	268	-24%	594	-30%
Mercedes-Benz	MERCEDES	B-CLASS	2,182	-18%	4,385	-31%
Mercedes-Benz	MERCEDES	C-CLASS	8,294	5%	19,612	1%
Mercedes-Benz	MERCEDES	CITAN	199	-13%	442	-42%
Mercedes-Benz	MERCEDES	CLA	7,243	14%	14,895	23%
Mercedes-Benz	MERCEDES	CLS	212	-26%	481	-40%
Mercedes-Benz	MERCEDES	E-CLASS	3,518	-36%	8,545	-24%
Mercedes-Benz	MERCEDES	EQA	3,621	109%	7,198	27%
Mercedes-Benz	MERCEDES	EQB	2,175	66%	4,363	67%
Mercedes-Benz	MERCEDES	EQC	1,297	-23%	2,885	-32%
Mercedes-Benz	MERCEDES	EQE	1,760	new	3,565	new
Mercedes-Benz	MERCEDES	EQS	891	9%	2,022	27%
Mercedes-Benz	MERCEDES	G-CLASS	1,163	12%	3,431	64%
Mercedes-Benz	MERCEDES	GLA	7,262	41%	16,295	34%
Mercedes-Benz	MERCEDES	GLB	4,214	204%	9,424	96%

Group	Make	Model	Mar-23	vs Mar-22	YTD-23	vs YTD-22
Mercedes-Benz	MERCEDES	GLC	7,541	12%	17,848	11%
Mercedes-Benz	MERCEDES	GLC COUPE	2,115	-7%	4,714	-15%
Mercedes-Benz	MERCEDES	GLE	2,767	-4%	8,384	9%
Mercedes-Benz	MERCEDES	GLE COUPE	828	-5%	2,293	-16%
Mercedes-Benz	MERCEDES	GLS	527	58%	1,588	82%
Mercedes-Benz	MERCEDES	MARCO POLO	235	-34%	815	-11%
Mercedes-Benz	MERCEDES	S-CLASS	1,215	15%	2,892	9%
Mercedes-Benz	MERCEDES	SL	632	new	1,266	new
Mercedes-Benz	MERCEDES	SPRINTER	1,240	60%	2,946	54%
Mercedes-Benz	MERCEDES	T-CLASS	1,027	new	2,556	new
Mercedes-Benz	MERCEDES	V-CLASS	2,800	20%	7,770	24%
Mercedes-Benz	MERCEDES	VITO	1,558	19%	3,843	27%
Mercedes-Benz	SMART	#1	313	new	323	new
Mercedes-Benz	SMART	FORFOUR	6	-99%	34	-98%
Mercedes-Benz	SMART	FORTWO	2,347	38%	5,161	16%
Mitsubishi	MITSUBISHI	ASX	600	new	682	new
Mitsubishi	MITSUBISHI	ECLIPSE CROSS	1,164	-44%	2,259	-54%
Mitsubishi	MITSUBISHI	SPACE STAR/MIRAGE/ATTRAGE	2,086	-38%	5,375	-39%
Nissan Group	NISSAN	ARIYA	1,357	new	2,460	new
Nissan Group	NISSAN	JUKE	12,161	90%	20,296	37%
Nissan Group	NISSAN	LEAF	2,428	-24%	4,376	-38%
Nissan Group	NISSAN	MICRA	2,175	-46%	7,061	-18%
Nissan Group	NISSAN	PRIMASTAR	149	129%	393	121%
Nissan Group	NISSAN	QASHQAI	21,728	63%	40,493	61%
Nissan Group	NISSAN	TOWNSTAR	464	94%	933	48%
Nissan Group	NISSAN	X-TRAIL	2,683	new	5,701	new
Others	ASTON MARTIN	DB11	38	-32%	73	-29%
Others	ASTON MARTIN	DBS	31	-26%	52	-26%
Others	ASTON MARTIN	DBX	118	36%	289	61%
Others	ASTON MARTIN	VANTAGE	86	-29%	159	-26%
Others	CADILLAC	ESCALADE	9	-25%	32	-22%
Others	CADILLAC	XT4	28	22%	103	49%
Others	CHEVROLET	CORVETTE	86	51%	179	32%
Others	CHEVROLET	TAHOE	6	200%	13	333%
Others	ELARIS	BEO	119	new	119	new
Others	EMC	WAVE 3	78	new	222	new
Others	FERRARI	296	159	657%	333	909%
Others	FERRARI	812	95	-15%	208	-1%
Others	FERRARI	F8	82	-58%	194	-48%
Others	FERRARI	PORTOFINO	85	73%	164	66%
Others	FERRARI	ROMA	103	-34%	205	-32%
Others	FERRARI	SF90	108	15%	202	12%
Others	INEOS	GRENADIER	3	new	13	new
Others	IVECO	DAILY	86	-17%	246	6%
Others	LUCID	AIR	2	new	21	new
Others	MAHINDRA	KUV100	43	438%	118	19%
Others	MAN	TGE	363	102%	693	121%
Others	MCLAREN	700 SERIES	23	-45%	47	-43%
Others	MCLAREN	ARTURA	54	new	59	new
Others	MCLAREN	GT	32	220%	42	223%
Others	MORGAN	PLUS FOUR	24	-58%	43	-48%
Others	MORGAN	PLUS SIX	14	-18%	23	-34%
Others	SSANGYONG	KORANDO	986	63%	2,647	18%
Others	SSANGYONG	REXTON	320	174%	706	149%
Others	SSANGYONG	TIVOLI	456	5%	1,188	-23%
Others	SSANGYONG	XLV	137	76%	382	66%

*Austria, Belgium, Croatia, Czechia, Denmark, Estonia, Finland, France, Germany, Greece, Hungary, Ireland, Italy, Latvia, Lithuania, Luxembourg, Netherlands, Norway, Poland, Portugal, Romania, Slovakia, Slovenia, Spain, Sweden, Switzerland, United Kingdom

JATO Dynamics New Car Registrations Europe-27*

Group	Make	Model	Mar-23	vs Mar-22	YTD-23	vs YTD-22
Renault Group	ALPINE	A110	197	-43%	483	-25%
Renault Group	DACIA	DUSTER	17,565	32%	45,310	31%
Renault Group	DACIA	JOGGER	8,379	113%	21,722	317%
Renault Group	DACIA	LODGY	9	-99%	30	-99%
Renault Group	DACIA	LOGAN	1,184	34%	4,168	38%
Renault Group	DACIA	SANDERO	20,945	25%	60,202	27%
Renault Group	DACIA	SPRING	5,530	39%	14,066	56%
Renault Group	LADA	4X4/NIVA/TAIGA	15	-93%	88	-85%
Renault Group	RENAULT	ARKANA	7,396	-4%	18,380	-3%
Renault Group	RENAULT	AUSTRAL	6,783	new	15,491	new
Renault Group	RENAULT	CAPTUR	13,800	1%	35,201	4%
Renault Group	RENAULT	CLIO	18,052	34%	44,134	16%
Renault Group	RENAULT	ESPACE	118	-13%	223	-37%
Renault Group	RENAULT	GRAND SCENIC	1,289	-25%	2,525	-31%
Renault Group	RENAULT	KADJAR	36	-98%	175	-96%
Renault Group	RENAULT	KANGOO	1,747	20%	3,295	0%
Renault Group	RENAULT	KOLEOS	298	-14%	1,100	-20%
Renault Group	RENAULT	MASTER	178	-32%	362	-24%
Renault Group	RENAULT	MEGANE	9,389	201%	21,546	126%
Renault Group	RENAULT	SCENIC	8	-96%	28	-94%
Renault Group	RENAULT	TALISMAN	3	-100%	15	-99%
Renault Group	RENAULT	TRAFIC	1,431	93%	3,738	188%
Renault Group	RENAULT	TWINGO	3,063	-31%	7,698	-20%
Renault Group	RENAULT	ZOE	1,950	-52%	4,532	-56%
Stellantis	ABARTH	500	687	-49%	1,540	-45%
Stellantis	ALFA ROMEO	GIULIA	470	-15%	1,151	-23%
Stellantis	ALFA ROMEO	STELVIO	1,425	-7%	3,168	-14%
Stellantis	ALFA ROMEO	TONALE	3,728	new	8,157	new
Stellantis	CHRYSLER	PACIFICA	11	22%	22	-15%
Stellantis	CITROEN	BERLINGO	2,152	164%	5,233	134%
Stellantis	CITROEN	C3	18,326	10%	39,181	-1%
Stellantis	CITROEN	C3 AIRCROSS	7,488	-11%	17,403	-3%
Stellantis	CITROEN	C4	6,952	11%	14,814	-14%
Stellantis	CITROEN	C4 X	840	new	1,852	new
Stellantis	CITROEN	C5 AIRCROSS	7,330	182%	16,744	114%
Stellantis	CITROEN	C5 X	1,694	688%	3,888	870%
Stellantis	CITROEN	GRAND C4 SPACETOURER	19	-98%	79	-98%
Stellantis	CITROEN	JUMPER	1,359	-25%	2,701	-22%
Stellantis	CITROEN	JUMPY	64	-26%	137	-29%
Stellantis	CITROEN	SPACETOURER	312	-52%	571	-62%
Stellantis	DODGE	CHALLENGER	61	205%	163	220%
Stellantis	DODGE	CHARGER	8	-38%	26	-21%
Stellantis	DODGE	DURANGO	32	220%	73	121%
Stellantis	DS	DS 3	1,027	-29%	2,428	-27%
Stellantis	DS	DS 4	2,525	41%	5,923	61%
Stellantis	DS	DS 7	1,932	13%	5,092	17%
Stellantis	DS	DS 9	94	-25%	164	-51%
Stellantis	FIAT	500	18,324	24%	44,058	36%
Stellantis	FIAT	500X	4,309	27%	10,631	-4%
Stellantis	FIAT	DOBLO	126	334%	370	429%
Stellantis	FIAT	DUCATO	2,973	-19%	6,087	-20%
Stellantis	FIAT	PANDA	12,174	0%	34,166	-2%
Stellantis	FIAT	PUNTO	7	133%	11	38%
Stellantis	FIAT	TIPO	2,292	96%	6,458	54%
Stellantis	FIAT	ULYSSE	30	233%	64	611%
Stellantis	JEEP	AVENGER	1,113	new	1,118	new

Group	Make	Model	Mar-23	vs Mar-22	YTD-23	vs YTD-22
Stellantis	JEEP	COMPASS	5,505	16%	13,657	2%
Stellantis	JEEP	GRAND CHEROKEE	61	118%	113	82%
Stellantis	JEEP	RENEGADE	5,447	27%	16,185	36%
Stellantis	JEEP	WRANGLER	350	-48%	918	-63%
Stellantis	LANCIA	YPSILON	5,077	41%	11,124	3%
Stellantis	MASERATI	Ghibli	46	-57%	126	-50%
Stellantis	MASERATI	GRANTURISMO	34	new	41	new
Stellantis	MASERATI	GRECALE	744	new	1,786	new
Stellantis	MASERATI	LEVANTE	131	-48%	277	-56%
Stellantis	MASERATI	MC20	40	38%	84	1%
Stellantis	MASERATI	QUATTROPORTE	9	-25%	15	-44%
Stellantis	OPEL/VAUXHALL	ASTRA	5,552	78%	11,726	37%
Stellantis	OPEL/VAUXHALL	COMBO	899	14%	2,505	21%
Stellantis	OPEL/VAUXHALL	CORSA	25,197	59%	53,307	38%
Stellantis	OPEL/VAUXHALL	CROSSLAND	5,148	-38%	11,301	-39%
Stellantis	OPEL/VAUXHALL	GRANDLAND	4,626	42%	8,916	21%
Stellantis	OPEL/VAUXHALL	INSIGNIA	491	-56%	1,570	-47%
Stellantis	OPEL/VAUXHALL	MOKKA	11,018	-2%	25,206	-16%
Stellantis	OPEL/VAUXHALL	VIVARO	300	-22%	443	-45%
Stellantis	OPEL/VAUXHALL	ZAFIRA	350	-54%	1,125	-38%
Stellantis	PEUGEOT	2008	18,448	48%	42,024	6%
Stellantis	PEUGEOT	208	23,876	13%	53,336	3%
Stellantis	PEUGEOT	3008	13,523	8%	29,906	-12%
Stellantis	PEUGEOT	308	10,885	66%	26,375	80%
Stellantis	PEUGEOT	408	2,415	new	5,180	new
Stellantis	PEUGEOT	5008	5,906	35%	13,039	10%
Stellantis	PEUGEOT	508	1,393	23%	3,178	0%
Stellantis	PEUGEOT	BOXER	389	214%	921	239%
Stellantis	PEUGEOT	EXPERT	64	220%	91	23%
Stellantis	PEUGEOT	RIFTER	1,339	-6%	3,901	24%
Stellantis	PEUGEOT	TRAVELLER	263	-43%	589	-49%
Subaru	SUBARU	BRZ	29	new	48	new
Subaru	SUBARU	FORESTER	590	68%	1,321	29%
Subaru	SUBARU	IMPREZA/WRX	27	-79%	76	-60%
Subaru	SUBARU	LEGACY/OUTBACK	735	9%	1,639	0%
Subaru	SUBARU	SOLTERRA	142	new	311	new
Subaru	SUBARU	XV	1,029	46%	1,846	16%
Suzuki	SUZUKI	ACROSS	117	-52%	270	-40%
Suzuki	SUZUKI	IGNIS	2,689	-3%	6,474	-21%
Suzuki	SUZUKI	JIMNY	30	30%	172	165%
Suzuki	SUZUKI	S-CROSS	5,344	73%	11,744	41%
Suzuki	SUZUKI	SWACE	485	-9%	926	-11%
Suzuki	SUZUKI	SWIFT	4,555	14%	9,954	13%
Suzuki	SUZUKI	VITARA	6,786	58%	15,038	65%
Tesla	TESLA	MODEL 3	13,527	-42%	19,621	-40%
Tesla	TESLA	MODEL S	874	new	1,461	new
Tesla	TESLA	MODEL X	494	new	794	new
Tesla	TESLA	MODEL Y	46,061	140%	71,683	173%
Toyota	LEXUS	ES	597	30%	1,607	30%
Toyota	LEXUS	LC	52	93%	102	38%
Toyota	LEXUS	LS	10	900%	21	17%
Toyota	LEXUS	NX	1,805	13%	4,816	33%
Toyota	LEXUS	RC	4	-20%	18	260%
Toyota	LEXUS	RX	961	45%	2,083	43%
Toyota	LEXUS	UX	1,037	-41%	2,669	-36%
Toyota	TOYOTA	AYGO	8,116	516%	20,525	189%

*Austria, Belgium, Croatia, Czechia, Denmark, Estonia, Finland, France, Germany, Greece, Hungary, Ireland, Italy, Latvia, Lithuania, Luxembourg, Netherlands, Norway, Poland, Portugal, Romania, Slovakia, Slovenia, Spain, Sweden, Switzerland, United Kingdom

JATO Dynamics New Car Registrations Europe-27*

Group	Make	Model	Mar-23	vs Mar-22	YTD-23	vs YTD-22
Toyota	TOYOTA	BZ4X	1,965	new	3,746	new
Toyota	TOYOTA	CAMRY	496	-30%	1,613	-29%
Toyota	TOYOTA	C-HR	15,186	16%	34,325	15%
Toyota	TOYOTA	COROLLA	12,258	-13%	30,662	-17%
Toyota	TOYOTA	COROLLA CROSS	2,997	new	9,226	new
Toyota	TOYOTA	GR86	175	new	471	new
Toyota	TOYOTA	HIGHLANDER	94	-86%	384	-78%
Toyota	TOYOTA	LAND CRUISER PRADO	808	58%	2,413	79%
Toyota	TOYOTA	MIRAI	46	5%	125	-4%
Toyota	TOYOTA	PRIUS	80	-46%	238	-41%
Toyota	TOYOTA	PROACE CITY VERSO	1,412	5%	3,263	-11%
Toyota	TOYOTA	PROACE VERSO	1,123	3%	2,755	-9%
Toyota	TOYOTA	RAV4	5,336	-39%	15,148	-43%
Toyota	TOYOTA	SUPRA	180	84%	288	59%
Toyota	TOYOTA	YARIS	13,665	-16%	41,755	11%
Toyota	TOYOTA	YARIS CROSS	22,616	96%	53,050	57%
VW Group	AUDI	A1	8,961	80%	18,479	67%
VW Group	AUDI	A3	12,921	12%	26,871	1%
VW Group	AUDI	A4	7,959	17%	19,254	11%
VW Group	AUDI	A5	2,968	-4%	5,980	-12%
VW Group	AUDI	A6	5,611	7%	13,208	5%
VW Group	AUDI	A7	517	-16%	1,026	-20%
VW Group	AUDI	A8	353	-28%	720	-32%
VW Group	AUDI	E-TRON GT	603	-20%	1,591	-10%
VW Group	AUDI	Q2	6,634	-7%	12,571	-2%
VW Group	AUDI	Q3	5,576	13%	13,574	21%
VW Group	AUDI	Q3 SPORTBACK	6,579	50%	13,591	32%
VW Group	AUDI	Q4	4,793	80%	10,736	53%
VW Group	AUDI	Q4 SPORTBACK	2,210	52%	4,584	21%
VW Group	AUDI	Q5	4,833	111%	10,751	85%
VW Group	AUDI	Q5 SPORTBACK	3,322	59%	8,521	74%
VW Group	AUDI	Q7	1,831	46%	3,623	5%
VW Group	AUDI	Q8	1,945	36%	4,845	27%
VW Group	AUDI	Q8 E-TRON	1,763	-1%	4,361	10%
VW Group	AUDI	Q8 E-TRON SPORTBACK	866	-12%	2,407	8%
VW Group	AUDI	R8	52	-16%	109	-22%
VW Group	AUDI	TT	816	8%	1,417	7%
VW Group	BENTLEY	BENTAYGA	185	12%	348	-19%
VW Group	BENTLEY	CONTINENTAL	195	-6%	409	-4%
VW Group	BENTLEY	FLYING SPUR	76	95%	184	37%
VW Group	CUPRA	ATECA	857	191%	1,573	278%
VW Group	CUPRA	BORN	3,732	300%	8,051	275%
VW Group	CUPRA	FORMENTOR	11,511	15%	23,190	14%
VW Group	CUPRA	LEON	3,863	619%	6,768	466%
VW Group	LAMBORGHINI	HURACAN	127	11%	254	15%
VW Group	LAMBORGHINI	URUS	240	49%	529	31%
VW Group	PORSCHE	718	831	23%	1,568	27%
VW Group	PORSCHE	911	2,896	28%	5,816	21%
VW Group	PORSCHE	CAYENNE	1,286	74%	2,920	51%
VW Group	PORSCHE	CAYENNE COUPE	1,402	57%	3,442	33%
VW Group	PORSCHE	MACAN	2,809	16%	6,797	25%
VW Group	PORSCHE	PANAMERA	515	37%	1,284	23%
VW Group	PORSCHE	TAYCAN	1,568	-22%	4,884	-4%
VW Group	SEAT	ALHAMBRA	77	-73%	400	-61%
VW Group	SEAT	ARONA	10,284	51%	25,901	61%
VW Group	SEAT	ATECA	7,397	85%	15,981	20%















Group	Make	Model	Mar-23	vs Mar-22	YTD-23	vs YTD-22
VW Group	SEAT	IBIZA	7,416	44%	18,917	54%
VW Group	SEAT	LEON	1,378	-65%	4,222	-67%
VW Group	SEAT	TARRACO	1,663	12%	2,957	-30%
VW Group	SKODA	ENYAQ	4,340	45%	10,525	19%
VW Group	SKODA	ENYAQ COUPE	545	new	1,080	new
VW Group	SKODA	FABIA	8,201	-5%	22,860	14%
VW Group	SKODA	KAMIQ	9,625	52%	25,783	52%
VW Group	SKODA	KAROQ	9,051	37%	23,023	42%
VW Group	SKODA	KODIAQ	8,488	25%	21,243	23%
VW Group	SKODA	OCTAVIA	16,268	258%	38,039	31%
VW Group	SKODA	SCALA	4,300	27%	11,673	32%
VW Group	SKODA	SUPERB	4,843	4%	12,643	3%
VW Group	VOLKSWAGEN	ARTEON	2,407	19%	6,413	30%
VW Group	VOLKSWAGEN	CADDY	3,367	-5%	8,967	3%
VW Group	VOLKSWAGEN	CALIFORNIA	1,493	25%	3,164	26%
VW Group	VOLKSWAGEN	CARAVELLE	158	-6%	503	-7%
VW Group	VOLKSWAGEN	CRAFTER	726	131%	1,525	120%
VW Group	VOLKSWAGEN	GOLF	18,042	7%	42,903	-8%
VW Group	VOLKSWAGEN	ID.3	8,590	149%	17,316	105%
VW Group	VOLKSWAGEN	ID.4	7,642	53%	16,646	52%
VW Group	VOLKSWAGEN	ID.5	2,348	new	4,652	new
VW Group	VOLKSWAGEN	ID.BUZZ	1,003	new	2,488	new
VW Group	VOLKSWAGEN	MULTIVAN	2,365	-20%	6,160	-18%
VW Group	VOLKSWAGEN	PASSAT	6,478	-2%	16,283	6%
VW Group	VOLKSWAGEN	POLO	12,969	42%	29,791	12%
VW Group	VOLKSWAGEN	SHARAN	23	-86%	301	-61%
VW Group	VOLKSWAGEN	T6	155	-38%	335	-60%
VW Group	VOLKSWAGEN	TAIGO	9,000	61%	23,841	105%
VW Group	VOLKSWAGEN	T-CROSS	11,961	25%	31,109	24%
VW Group	VOLKSWAGEN	TIGUAN	14,506	24%	36,224	28%
VW Group	VOLKSWAGEN	TIGUAN ALLSPACE	2,903	2%	8,568	5%
VW Group	VOLKSWAGEN	TOUAREG	1,673	46%	4,356	23%
VW Group	VOLKSWAGEN	TOURAN	2,458	36%	7,140	33%
VW Group	VOLKSWAGEN	TRANSPORTER	1,213	1%	3,207	5%
VW Group	VOLKSWAGEN	T-ROC	21,480	60%	54,960	50%
VW Group	VOLKSWAGEN	UP	3,283	-19%	5,595	-46%

*Austria, Belgium, Croatia, Czechia, Denmark, Estonia, Finland, France, Germany, Greece, Hungary, Ireland, Italy, Latvia, Lithuania, Luxembourg, Netherlands, Norway, Poland, Portugal, Romania, Slovakia, Slovenia, Spain, Sweden, Switzerland, United Kingdom

JATO Dynamics New Car Registrations Europe-27*

Country	Mar-23	vs Mar-22	YTD-23	vs YTD-22
Austria	26,305	27%	63,050	20%
Belgium	51,749	40%	131,476	27%
Croatia	6,157	62%	13,159	37%
Czech Rep.	22,372	33%	56,328	19%
Denmark	18,098	23%	40,223	17%
Estonia	2,290	16%	5,519	10%
Finland	7,680	2%	20,962	-4%
France	182,635	24%	420,736	15%
Germany	281,351	17%	666,776	7%
Greece	13,283	58%	33,771	51%
Hungary	11,505	3%	29,575	3%
Ireland	17,676	37%	58,147	17%
Italy	169,107	40%	429,102	26%
Latvia	1,742	28%	4,457	24%
Lithuania	2,540	15%	6,531	9%
Luxembourg	5,248	21%	13,158	16%
Netherlands	35,151	43%	95,709	23%
Norway	19,497	19%	28,953	-11%
Poland	49,453	26%	123,003	21%
Portugal	21,473	60%	52,233	50%
Romania	12,250	11%	36,963	28%
Slovakia	8,497	18%	21,461	14%
Slovenia	5,061	13%	13,080	6%
Spain	100,616	65%	240,232	43%
Sweden	30,287	5%	63,380	-9%
Switzerland	24,970	16%	58,564	8%
UK	287,821	18%	494,257	18%
Grand Total	1,414,814	26%	3,220,805	17%

OEM	Mar-23	vs Mar-22	YTD-23	vs YTD-22
BMW Group	97,384	22%	208,718	4%
Chinese	29,531	101%	56,815	106%
Ford	65,256	8%	147,068	4%
Geely	35,585	16%	85,464	13%
Honda	7,742	5%	16,517	-10%
Hyundai-Kia	117,197	9%	270,144	4%
JLR	20,061	47%	36,117	43%
Mazda	22,958	38%	50,039	37%
Mercedes-Benz	79,984	17%	181,559	12%
Mitsubishi	3,853	-30%	8,321	-40%
Nissan Group	43,161	57%	81,742	43%
Renault Group	119,368	26%	304,523	26%
Stellantis	249,534	23%	572,681	9%
Subaru	2,552	37%	5,241	18%
Suzuki	20,006	34%	44,579	24%
Tesla	60,956	44%	93,559	58%
Toyota	91,037	23%	231,343	18%
VW Group	343,541	34%	814,466	25%

Segment	Mar-23	vs Mar-22
 City-car	69,896	16%
 Subcompact Car	231,300	22%
 Compact Car	203,310	40%
 Midsize Car	78,197	-6%
 Executive Car	22,886	2%
 Luxury Car	4,658	3%
 MPV	17,099	4%
 Sport Car	10,248	21%
 Small SUV	253,899	25%
 Compact SUV	342,675	34%
 Midsize SUV	104,669	60%
 Large SUV	30,685	6%
 Luxury SUV	5,537	98%
 Van	37,545	9%

	Top 50	Mar-23
1	TESLA MODEL Y	46,061
2	OPEL/VAUXHALL CORSA	25,197
3	PEUGEOT 208	23,876
4	TOYOTA YARIS CROSS	22,616
5	NISSAN QASHQAI	21,728
6	VOLKSWAGEN T-ROC	21,480
7	DACIA SANDERO	20,945
8	FIAT/ABARTH 500	19,011
9	HYUNDAI TUCSON	18,523
10	PEUGEOT 2008	18,448
11	CITROEN C3	18,326
12	RENAULT CLIO	18,052
13	VOLKSWAGEN GOLF	18,042
14	KIA SPORTAGE	17,687
15	DACIA DUSTER	17,565
16	SKODA OCTAVIA	16,268
17	MINI HATCH	15,457
18	TOYOTA C-HR	15,186
19	FORD PUMA	15,087
20	VOLKSWAGEN TIGUAN	14,506
21	RENAULT CAPTUR	13,800
22	FORD KUGA	13,725
23	TOYOTA YARIS	13,665
24	TESLA MODEL 3	13,527
25	PEUGEOT 3008	13,523
26	FORD FOCUS	13,061
27	VOLKSWAGEN POLO	12,969
28	AUDI A3	12,921
29	VOLVO XC40	12,582
30	TOYOTA COROLLA	12,258
31	FIAT PANDA	12,174
32	NISSAN JUKE	12,161
33	VOLKSWAGEN T-CROSS	11,961
34	CUPRA FORMENTOR	11,511
35	OPEL/VAUXHALL MOKKA	11,018
36	PEUGEOT 308	10,885
37	FORD FIESTA	10,513
38	MERCEDES A-CLASS	10,447
39	SEAT ARONA	10,284
40	BMW SERIES 1	9,782
41	SKODA KAMIQ	9,625
42	HYUNDAI KONA	9,520
43	RENAULT MEGANE	9,389
44	BMW X1	9,115
45	BMW SERIES 3	9,067
46	SKODA KAROQ	9,051
47	VOLKSWAGEN TAIGO	9,000
48	AUDI A1	8,961
49	VOLKSWAGEN ID.3	8,590
50	SKODA KODIAQ	8,488



	Top 20 BEV	Mar-23
1	TESLA MODEL Y	46,061
2	TESLA MODEL 3	13,527
3	VOLKSWAGEN ID.3	8,590
4	MG MG4	7,722
5	VOLKSWAGEN ID.4	7,642
6	PEUGEOT 208	6,397
7	VOLVO XC40	6,366
8	DACIA SPRING	5,530
9	FIAT 500	5,466
10	RENAULT MEGANE	5,317
11	AUDI Q4	4,691
12	SKODA ENYAQ	4,340
13	HYUNDAI KONA	4,039
14	BMW I4	3,871
15	KIA EV6	3,827
16	CUPRA BORN	3,732
17	MERCEDES EQA	3,621
18	MINI HATCH	3,432
19	POLESTAR 2	3,429
20	KIA NIRO	3,358



	Top 20 PHEV	Mar-23
1	FORD KUGA	5,936
2	KIA SPORTAGE	3,965
3	VOLVO XC60	3,663
4	LYNK & CO 01	2,999
5	MAZDA CX-60	2,601
6	BMW SERIES 3	2,474
7	VOLVO XC40	2,463
8	HYUNDAI TUCSON	2,435
9	BMW X1	2,362
10	CITROEN C5 AIRCROSS	2,340
11	CUPRA FORMENTOR	2,295
12	MERCEDES C-CLASS	2,234
13	PEUGEOT 3008	2,167
14	LAND ROVER RR EVOQUE	2,161
15	KIA NIRO	1,915
16	MERCEDES GLC	1,847
17	MERCEDES GLA	1,841
18	VOLVO XC90	1,797
19	BMW SERIES 5	1,731
20	JEEP COMPASS	1,664

*Austria, Belgium, Croatia, Czechia, Denmark, Estonia, Finland, France, Germany, Greece, Hungary, Ireland, Italy, Latvia, Lithuania, Luxembourg, Netherlands, Norway, Poland, Portugal, Romania, Slovakia, Slovenia, Spain, Sweden, Switzerland, United Kingdom