

JATO Dynamics New Car Registrations Europe-27*

| Group | Make | Model | Apr-22 | vs Apr-21 | YTD-22 | vs YTD-21 |
|-----------|----------------|------------------------|--------|-----------|--------|-----------|
| BMW Group | BMW | I3 | 2,511 | 24% | 10,095 | 36% |
| BMW Group | BMW | I4 | 1,206 | new | 3,753 | new |
| BMW Group | BMW | IX | 1,239 | new | 5,639 | new |
| BMW Group | BMW | IX3 | 1,314 | 141% | 5,656 | 306% |
| BMW Group | BMW | SERIES 1 | 6,016 | -36% | 20,363 | -47% |
| BMW Group | BMW | SERIES 2 ACTIVE TOURER | 1,241 | 33% | 4,165 | 12% |
| BMW Group | BMW | SERIES 2 GC | 2,043 | -28% | 6,092 | -40% |
| BMW Group | BMW | SERIES 2 GRAN TOURER | 372 | -51% | 1,592 | -50% |
| BMW Group | BMW | SERIES 2 Sport | 444 | -57% | 2,043 | -38% |
| BMW Group | BMW | SERIES 3 | 4,773 | -54% | 29,494 | -33% |
| BMW Group | BMW | SERIES 4 | 2,771 | 29% | 14,761 | 96% |
| BMW Group | BMW | SERIES 5 | 3,128 | -38% | 17,520 | -15% |
| BMW Group | BMW | SERIES 6 | 88 | -33% | 360 | -28% |
| BMW Group | BMW | SERIES 7 | 466 | -22% | 1,773 | -3% |
| BMW Group | BMW | SERIES 8 GC | 135 | -59% | 806 | -38% |
| BMW Group | BMW | SERIES 8 SPORT | 151 | -54% | 730 | -31% |
| BMW Group | BMW | X1 | 7,634 | -8% | 30,511 | -13% |
| BMW Group | BMW | X2 | 1,813 | -31% | 7,306 | -35% |
| BMW Group | BMW | X3 | 6,328 | 28% | 18,294 | -13% |
| BMW Group | BMW | X4 | 1,485 | 14% | 4,439 | -6% |
| BMW Group | BMW | X5 | 4,170 | 6% | 14,183 | -9% |
| BMW Group | BMW | X6 | 914 | -3% | 3,095 | -16% |
| BMW Group | BMW | X7 | 434 | -14% | 1,587 | -18% |
| BMW Group | BMW | Z4 | 772 | -20% | 2,507 | -16% |
| BMW Group | MINI | CLUBMAN | 994 | -18% | 4,298 | -10% |
| BMW Group | MINI | COUNTRYMAN | 2,615 | -36% | 14,109 | -25% |
| BMW Group | MINI | MINI | 7,889 | -27% | 37,697 | 3% |
| BMW Group | ROLLS-ROYCE | CULLINAN | 34 | 55% | 143 | 66% |
| BMW Group | ROLLS-ROYCE | DAWN | 3 | -57% | 7 | -74% |
| BMW Group | ROLLS-ROYCE | GHOST | 14 | 17% | 90 | 38% |
| BMW Group | ROLLS-ROYCE | PHANTOM | 6 | -14% | 21 | 24% |
| BMW Group | ROLLS-ROYCE | WRAITH | 4 | -33% | 15 | -55% |
| Chinese | AIWAYS | U5 | 28 | -86% | 198 | -39% |
| Chinese | BYD | TANG | 102 | new | 393 | new |
| Chinese | DFSK | FENGGUANG580/580 | 15 | 15% | 41 | 8% |
| Chinese | DFSK | IX5 | 35 | 169% | 97 | 177% |
| Chinese | DFSK | SERES 3 | 65 | 622% | 142 | 545% |
| Chinese | DR AUTOMOBILES | DR 5.0 | 170 | 38% | 640 | 53% |
| Chinese | DR AUTOMOBILES | DR3 | 112 | -9% | 774 | 72% |
| Chinese | DR AUTOMOBILES | DR4/EVO 4 | 451 | 215% | 1,844 | 489% |
| Chinese | DR AUTOMOBILES | DR5/EVO 5 | 124 | 39% | 765 | 85% |
| Chinese | DR AUTOMOBILES | EVO 3 | 158 | new | 904 | new |
| Chinese | DR AUTOMOBILES | F35 | 82 | -8% | 731 | 102% |
| Chinese | HAVAL | H2 | 2 | -97% | 35 | -87% |
| Chinese | HONGQI | E-HS9 | 155 | new | 739 | new |
| Chinese | JAC | IEV 7S | 3 | -25% | 39 | 50% |
| Chinese | MAXUS | E-DELIVER 9 | 2 | 100% | 10 | 900% |
| Chinese | MAXUS | EUNIQ 5/G50 | 87 | 295% | 174 | -1% |
| Chinese | MAXUS | EUNIQ 6 | 11 | new | 57 | new |
| Chinese | MG | HS | 3,041 | 305% | 11,193 | 260% |
| Chinese | MG | MARVEL R | 475 | new | 1,067 | new |
| Chinese | MG | MG3 | 282 | 35% | 2,216 | 189% |

| Group | Make | Model | Apr-22 | vs Apr-21 | YTD-22 | vs YTD-21 |
|-------------|-----------|------------------------|--------|-----------|--------|-----------|
| Chinese | MG | MG5 | 637 | 209% | 2,841 | 163% |
| Chinese | MG | ZS | 2,948 | 76% | 11,077 | 72% |
| Chinese | NIO | ES8 | 82 | new | 327 | new |
| Chinese | SWM | G01 | 3 | new | 23 | new |
| Chinese | XPENG | G3 | 126 | 385% | 273 | 81% |
| Chinese | XPENG | P5 | 5 | new | 5 | new |
| Chinese | XPENG | P7 | 19 | new | 148 | new |
| Ford | FORD | ECOSPORT | 3,129 | 23% | 13,312 | 33% |
| Ford | FORD | EXPLORER | 91 | -77% | 501 | -68% |
| Ford | FORD | FIESTA | 4,986 | -47% | 21,030 | -53% |
| Ford | FORD | FOCUS | 5,073 | -49% | 26,731 | -28% |
| Ford | FORD | GALAXY | 393 | 2% | 1,459 | -23% |
| Ford | FORD | GRAND TOURNEO CONNECT | 611 | 81% | 1,735 | 19% |
| Ford | FORD | GT | 10 | 100% | 14 | -26% |
| Ford | FORD | KUGA | 8,165 | -21% | 37,436 | -8% |
| Ford | FORD | MACH-E | 1,855 | new | 7,932 | new |
| Ford | FORD | MONDEO | 1,140 | 42% | 3,659 | -22% |
| Ford | FORD | MUSTANG | 222 | 21% | 1,024 | 24% |
| Ford | FORD | PUMA | 12,601 | -5% | 51,152 | -3% |
| Ford | FORD | S-MAX | 510 | -26% | 2,102 | -38% |
| Ford | FORD | TOURNEO CONNECT | 585 | 52% | 1,447 | -8% |
| Ford | FORD | TOURNEO COURIER | 281 | -1% | 370 | -75% |
| Ford | FORD | TOURNEO CUSTOM | 1,149 | -24% | 4,419 | -23% |
| Ford | FORD | TRANSIT | 838 | 27% | 3,228 | 38% |
| Ford | FORD | TRANSIT CONNECT | 124 | 94% | 396 | 24% |
| Ford | FORD | TRANSIT/TOURNEO CUSTOM | 953 | -38% | 4,625 | -25% |
| Geely | LOTUS | ELISE | 10 | -63% | 90 | -17% |
| Geely | LOTUS | EXIGE | 14 | -36% | 81 | 1% |
| Geely | LYNK & CO | 01 | 2,239 | new | 5,464 | new |
| Geely | POLESTAR | 1 | 6 | 500% | 29 | 107% |
| Geely | POLESTAR | 2 | 2,481 | 71% | 8,741 | 66% |
| Geely | VOLVO | C40 | 603 | new | 3,056 | new |
| Geely | VOLVO | S60/V60 | 2,008 | -46% | 9,407 | -53% |
| Geely | VOLVO | S90/V90 | 920 | -23% | 4,528 | -35% |
| Geely | VOLVO | XC40 | 7,936 | -28% | 34,021 | -27% |
| Geely | VOLVO | XC60 | 5,057 | -9% | 21,770 | -18% |
| Geely | VOLVO | XC90 | 1,921 | -18% | 9,195 | -1% |
| Honda | HONDA | CIVIC | 181 | -81% | 1,444 | -61% |
| Honda | HONDA | CR-V | 1,530 | 8% | 4,462 | -13% |
| Honda | HONDA | HONDA E | 269 | 5% | 870 | 21% |
| Honda | HONDA | HR-V | 3,057 | 575% | 10,345 | 425% |
| Honda | HONDA | JAZZ | 2,026 | -16% | 8,380 | 10% |
| Hyundai-Kia | GENESIS | G70 | 43 | new | 144 | new |
| Hyundai-Kia | GENESIS | G80 | 18 | 20% | 61 | 205% |
| Hyundai-Kia | GENESIS | GV60 | 9 | new | 39 | new |
| Hyundai-Kia | GENESIS | GV70 | 46 | new | 130 | new |
| Hyundai-Kia | GENESIS | GV80 | 12 | -20% | 75 | 200% |
| Hyundai-Kia | HYUNDAI | BAYON | 2,211 | new | 7,589 | new |
| Hyundai-Kia | HYUNDAI | ELANTRA | 171 | 242% | 837 | 721% |
| Hyundai-Kia | HYUNDAI | I10 | 4,557 | 11% | 16,407 | -6% |
| Hyundai-Kia | HYUNDAI | I20 | 4,277 | -20% | 17,355 | -12% |
| Hyundai-Kia | HYUNDAI | I30 | 5,376 | 37% | 17,397 | 5% |

JATO Dynamics New Car Registrations Europe-27*

| Group | Make | Model | Apr-22 | vs Apr-21 | YTD-22 | vs YTD-21 |
|---------------|------------|--------------------|--------|-----------|--------|-----------|
| Hyundai-Kia | HYUNDAI | IONIQ | 1,226 | -37% | 4,540 | -44% |
| Hyundai-Kia | HYUNDAI | IONIQ 5 | 2,465 | new | 12,008 | new |
| Hyundai-Kia | HYUNDAI | KONA | 8,279 | 2% | 34,385 | 9% |
| Hyundai-Kia | HYUNDAI | NEXO | 23 | 130% | 110 | 90% |
| Hyundai-Kia | HYUNDAI | SANTA FE | 894 | -7% | 3,300 | 25% |
| Hyundai-Kia | HYUNDAI | STARIA | 9 | new | 23 | new |
| Hyundai-Kia | HYUNDAI | TUCSON | 10,788 | -3% | 48,497 | 7% |
| Hyundai-Kia | KIA | CEED | 6,160 | 20% | 24,278 | 37% |
| Hyundai-Kia | KIA | EV6 | 2,699 | new | 10,661 | new |
| Hyundai-Kia | KIA | NIRO | 6,446 | -4% | 28,853 | 7% |
| Hyundai-Kia | KIA | PICANTO | 3,971 | -29% | 18,737 | -10% |
| Hyundai-Kia | KIA | PROCEED | 1,046 | -11% | 4,559 | 22% |
| Hyundai-Kia | KIA | RIO | 2,529 | -15% | 10,810 | 1% |
| Hyundai-Kia | KIA | SORENTO | 876 | -48% | 3,871 | -31% |
| Hyundai-Kia | KIA | SOUL | 524 | -9% | 2,298 | -2% |
| Hyundai-Kia | KIA | SPORTAGE | 11,635 | 53% | 41,515 | 42% |
| Hyundai-Kia | KIA | STINGER | 47 | -55% | 234 | -57% |
| Hyundai-Kia | KIA | STONIC | 3,745 | -24% | 17,061 | 3% |
| Hyundai-Kia | KIA | XCEED | 4,597 | 41% | 17,833 | 44% |
| JLR | JAGUAR | E-PACE | 343 | -78% | 1,604 | -61% |
| JLR | JAGUAR | F-PACE | 1,038 | -35% | 3,209 | -39% |
| JLR | JAGUAR | F-TYPE | 188 | -32% | 824 | -29% |
| JLR | JAGUAR | I-PACE | 666 | 11% | 2,350 | 10% |
| JLR | JAGUAR | XE | 37 | -90% | 347 | -64% |
| JLR | JAGUAR | XF | 32 | -88% | 306 | -65% |
| JLR | LAND ROVER | DEFENDER | 1,403 | -35% | 5,379 | -9% |
| JLR | LAND ROVER | DISCOVERY | 292 | -66% | 799 | -65% |
| JLR | LAND ROVER | DISCOVERY SPORT | 1,410 | -23% | 3,641 | -58% |
| JLR | LAND ROVER | RANGE ROVER | 477 | -33% | 974 | -69% |
| JLR | LAND ROVER | RANGE ROVER EVOQUE | 2,917 | -25% | 7,916 | -47% |
| JLR | LAND ROVER | RANGE ROVER SPORT | 971 | -49% | 5,369 | -30% |
| JLR | LAND ROVER | RANGE ROVER VELAR | 1,276 | -9% | 3,431 | -27% |
| Mazda | MAZDA | CX-3 | 260 | -79% | 3,076 | -35% |
| Mazda | MAZDA | CX-30 | 3,534 | -11% | 14,805 | 3% |
| Mazda | MAZDA | CX-5 | 1,318 | -50% | 9,412 | -6% |
| Mazda | MAZDA | CX-60 | 24 | new | 24 | new |
| Mazda | MAZDA | MAZDA2 | 1,136 | -18% | 5,628 | -3% |
| Mazda | MAZDA | MAZDA2 HYBRID | 522 | new | 1,672 | new |
| Mazda | MAZDA | MAZDA3 | 1,966 | -4% | 6,839 | 1% |
| Mazda | MAZDA | MAZDA6 | 370 | -20% | 1,424 | -10% |
| Mazda | MAZDA | MX-30 | 402 | -22% | 1,549 | -21% |
| Mazda | MAZDA | MX-5 | 599 | -24% | 2,055 | -14% |
| Mercedes-Benz | MERCEDES | A-CLASS | 6,463 | -48% | 28,597 | -40% |
| Mercedes-Benz | MERCEDES | AMG GT 5d | 182 | 21% | 655 | 4% |
| Mercedes-Benz | MERCEDES | AMG GT Sport | 87 | -12% | 463 | 46% |
| Mercedes-Benz | MERCEDES | B-CLASS | 2,033 | -44% | 8,323 | -14% |
| Mercedes-Benz | MERCEDES | C-CLASS | 5,701 | 59% | 25,066 | 16% |
| Mercedes-Benz | MERCEDES | CITAN | 303 | new | 1,151 | new |
| Mercedes-Benz | MERCEDES | CLA | 2,220 | -60% | 14,199 | -29% |
| Mercedes-Benz | MERCEDES | CLS | 179 | 8% | 986 | 40% |
| Mercedes-Benz | MERCEDES | E-CLASS | 3,937 | -14% | 15,018 | -34% |
| Mercedes-Benz | MERCEDES | EQA | 1,214 | 9% | 6,836 | 239% |

| Group | Make | Model | Apr-22 | vs Apr-21 | YTD-22 | vs YTD-21 |
|---------------|--------------|---------------------------|--------|-----------|--------|-----------|
| Mercedes-Benz | MERCEDES | EQB | 1,227 | new | 3,820 | new |
| Mercedes-Benz | MERCEDES | EQC | 678 | -60% | 4,920 | -15% |
| Mercedes-Benz | MERCEDES | EQE | 604 | new | 663 | new |
| Mercedes-Benz | MERCEDES | EQS | 605 | new | 2,144 | new |
| Mercedes-Benz | MERCEDES | G-CLASS | 805 | 12% | 2,905 | -7% |
| Mercedes-Benz | MERCEDES | GLA | 3,898 | -44% | 16,018 | -33% |
| Mercedes-Benz | MERCEDES | GLB | 1,957 | -21% | 6,767 | -50% |
| Mercedes-Benz | MERCEDES | GLC | 4,273 | -17% | 21,545 | 10% |
| Mercedes-Benz | MERCEDES | GLC COUPE | 1,254 | -49% | 6,825 | -28% |
| Mercedes-Benz | MERCEDES | GLE | 2,868 | 2% | 10,945 | -22% |
| Mercedes-Benz | MERCEDES | GLE COUPE | 1,006 | 5% | 3,285 | -24% |
| Mercedes-Benz | MERCEDES | GLS | 362 | -40% | 1,179 | -29% |
| Mercedes-Benz | MERCEDES | MARCO POLO | 539 | 70% | 1,456 | -10% |
| Mercedes-Benz | MERCEDES | S-CLASS Sedan | 860 | 8% | 3,507 | -19% |
| Mercedes-Benz | MERCEDES | SL | 37 | 640% | 61 | 36% |
| Mercedes-Benz | MERCEDES | SPRINTER | 727 | -12% | 2,523 | -10% |
| Mercedes-Benz | MERCEDES | V-CLASS | 1,878 | -29% | 8,123 | 9% |
| Mercedes-Benz | MERCEDES | VITO | 1,040 | -25% | 4,038 | -2% |
| Mercedes-Benz | SMART | FORFOUR | 516 | -35% | 2,731 | -5% |
| Mercedes-Benz | SMART | FORTWO | 1,642 | -38% | 6,093 | -38% |
| Mitsubishi | mitsubishi | ASX | 2 | -100% | 21 | -99% |
| Mitsubishi | mitsubishi | ECLIPSE CROSS | 2,742 | 134% | 7,521 | 101% |
| Mitsubishi | mitsubishi | OUTLANDER | 2 | -100% | 9 | -100% |
| Mitsubishi | mitsubishi | SPACE STAR/MIRAGE/ATTRAGE | 2,850 | 5% | 11,601 | 33% |
| Nissan Group | NISSAN | ARIYA | 2 | new | 23 | new |
| Nissan Group | NISSAN | EVALIA/NV200 | 22 | -78% | 168 | -69% |
| Nissan Group | NISSAN | INTERSTAR | - | new | 16 | new |
| Nissan Group | NISSAN | JUKE | 3,833 | -25% | 18,678 | -15% |
| Nissan Group | NISSAN | LEAF | 1,814 | -25% | 8,685 | -17% |
| Nissan Group | NISSAN | MICRA | 2,638 | -1% | 11,187 | -14% |
| Nissan Group | NISSAN | NV300 | 2 | -94% | 52 | -74% |
| Nissan Group | NISSAN | PRIMASTAR | 97 | new | 266 | new |
| Nissan Group | NISSAN | QASHQAI | 9,969 | 23% | 34,651 | -22% |
| Nissan Group | NISSAN | TOWNSTAR | 313 | new | 940 | new |
| Nissan Group | NISSAN | X-TRAIL | 25 | -97% | 330 | -92% |
| Others | ASTON MARTIN | DB11 | 27 | 8% | 130 | 4% |
| Others | ASTON MARTIN | DBS | 29 | 4% | 100 | -21% |
| Others | ASTON MARTIN | DBX | 38 | -17% | 218 | -16% |
| Others | ASTON MARTIN | VANTAGE | 58 | -3% | 273 | 33% |
| Others | CADILLAC | ESCALADE | 10 | 400% | 51 | 750% |
| Others | CADILLAC | XT4 | 17 | -53% | 86 | -49% |
| Others | CATERHAM | SEVEN | 3 | 50% | 9 | 50% |
| Others | CATERHAM | SUPER 7 | 9 | 0% | 37 | -20% |
| Others | CHEVROLET | CAMARO | 4 | -90% | 31 | -56% |
| Others | CHEVROLET | CORVETTE | 46 | 318% | 182 | 658% |
| Others | CHEVROLET | TAHOE | 6 | 50% | 9 | -31% |
| Others | E-GO | LIFE | 18 | 64% | 123 | 925% |
| Others | FERRARI | 296 | 4 | new | 37 | new |
| Others | FERRARI | 812 | 99 | -9% | 310 | -7% |
| Others | FERRARI | F8 | 173 | -15% | 546 | -21% |
| Others | FERRARI | MONZA | 12 | -14% | 40 | -29% |
| Others | FERRARI | PORTOFINO | 59 | 883% | 157 | 313% |

JATO Dynamics New Car Registrations Europe-27*

| Group | Make | Model | Apr-22 | vs Apr-21 | YTD-22 | vs YTD-21 |
|---------------|------------|----------------------|--------|-----------|--------|-----------|
| Others | FERRARI | ROMA | 96 | -8% | 398 | 12% |
| Others | FERRARI | SF90 | 90 | 27% | 268 | 14% |
| Others | IVECO | DAILY | 88 | 5% | 317 | -18% |
| Others | IVECO | EUROCARGO | 5 | -17% | 17 | -15% |
| Others | MAHINDRA | KUV100 | 3 | -97% | 102 | -69% |
| Others | MAN | TGE | 129 | 153% | 438 | 119% |
| Others | MCLAREN | 500/600 SERIES | 2 | -82% | 11 | -78% |
| Others | MCLAREN | 700 SERIES | 22 | -48% | 104 | -36% |
| Others | MCLAREN | ARTURA | 7 | new | 7 | new |
| Others | MCLAREN | GT | 6 | -60% | 19 | -63% |
| Others | MORGAN | PLUS FOUR | 51 | 89% | 134 | 52% |
| Others | MORGAN | PLUS SIX | 16 | 14% | 51 | 28% |
| Others | SSANGYONG | KORANDO | 841 | 91% | 3,104 | 61% |
| Others | SSANGYONG | REXTON | 152 | 55% | 437 | 96% |
| Others | SSANGYONG | TIVOLI | 418 | 49% | 2,053 | 65% |
| Others | SSANGYONG | XLV | 53 | 430% | 203 | 341% |
| Renault Group | ALPINE | A110 | 310 | 105% | 958 | 83% |
| Renault Group | DACIA | DUSTER | 9,347 | -21% | 43,828 | -6% |
| Renault Group | DACIA | JOGGER | 2,917 | new | 8,127 | new |
| Renault Group | DACIA | LODGY | 886 | -45% | 4,222 | -18% |
| Renault Group | DACIA | LOGAN | 947 | 19% | 3,973 | 48% |
| Renault Group | DACIA | SANDERO | 12,913 | -2% | 60,405 | 5% |
| Renault Group | DACIA | SPRING | 3,555 | 899% | 12,570 | - |
| Renault Group | LADA | 4X4/NIVA/TAIGA | 67 | -63% | 649 | 30% |
| Renault Group | RENAULT | ARKANA | 6,407 | 459% | 25,399 | - |
| Renault Group | RENAULT | CAPTUR | 9,482 | -34% | 43,225 | -26% |
| Renault Group | RENAULT | CLIO | 7,202 | -57% | 45,280 | -33% |
| Renault Group | RENAULT | SPACE | 138 | -56% | 494 | -48% |
| Renault Group | RENAULT | GRAND SCENIC | 1,737 | -4% | 5,377 | -16% |
| Renault Group | RENAULT | KADJAR | 2,324 | -24% | 7,167 | -53% |
| Renault Group | RENAULT | KANGOO | 796 | 859% | 3,919 | 229% |
| Renault Group | RENAULT | KOLEOS | 299 | -1% | 1,667 | 37% |
| Renault Group | RENAULT | MASTER | 221 | 6% | 694 | -6% |
| Renault Group | RENAULT | MEGANE | 2,494 | -57% | 12,004 | -54% |
| Renault Group | RENAULT | SCENIC | 98 | -59% | 561 | -50% |
| Renault Group | RENAULT | TALISMAN | 251 | -66% | 1,548 | -26% |
| Renault Group | RENAULT | TRAFIC | 1,200 | 404% | 2,493 | 40% |
| Renault Group | RENAULT | TWINGO | 3,278 | -41% | 12,894 | -45% |
| Renault Group | RENAULT | ZOE | 2,822 | -31% | 13,152 | -20% |
| Stellantis | ABARTH | 500 | 880 | -33% | 3,705 | -19% |
| Stellantis | ALFA ROMEO | GIULIA | 452 | 1% | 1,948 | 15% |
| Stellantis | ALFA ROMEO | STELVIO | 1,673 | 46% | 5,368 | 11% |
| Stellantis | CHRYSLER | PACIFICA | 5 | 25% | 31 | 41% |
| Stellantis | CITROEN | BERLINGO | 555 | -84% | 2,772 | -78% |
| Stellantis | CITROEN | C1 | 194 | -93% | 3,258 | -76% |
| Stellantis | CITROEN | C3 | 11,537 | -21% | 50,743 | -20% |
| Stellantis | CITROEN | C3 AIRCROSS | 6,333 | -5% | 24,204 | -12% |
| Stellantis | CITROEN | C4 | 4,941 | -18% | 22,151 | 31% |
| Stellantis | CITROEN | C5 AIRCROSS | 2,506 | -53% | 10,293 | -53% |
| Stellantis | CITROEN | C5 X | 713 | new | 1,114 | new |
| Stellantis | CITROEN | GRAND C4 SPACETOURER | 706 | -58% | 4,169 | -32% |
| Stellantis | CITROEN | JUMPER | 1,785 | 37% | 5,251 | 28% |
| Stellantis | CITROEN | JUMPY | 115 | -29% | 409 | -21% |

| Group | Make | Model | Apr-22 | vs Apr-21 | YTD-22 | vs YTD-21 |
|------------|---------------|----------------|--------|-----------|--------|-----------|
| Stellantis | CITROEN | SPACETOURER | 394 | -48% | 1,780 | -33% |
| Stellantis | DODGE | CHALLENGER | 24 | -50% | 75 | -40% |
| Stellantis | DODGE | CHARGER | 8 | -60% | 41 | -34% |
| Stellantis | DODGE | DURANGO | 17 | -71% | 50 | -63% |
| Stellantis | DS | DS 3 CROSSBACK | 606 | -52% | 3,914 | -24% |
| Stellantis | DS | DS 4 | 1,358 | new | 5,019 | new |
| Stellantis | DS | DS 7 CROSSBACK | 1,834 | -9% | 6,195 | -21% |
| Stellantis | DS | DS 9 | 81 | 252% | 413 | 265% |
| Stellantis | FIAT | 500 | 11,955 | -17% | 44,206 | -14% |
| Stellantis | FIAT | 500L | 821 | -38% | 3,634 | -42% |
| Stellantis | FIAT | 500X | 2,587 | -58% | 13,720 | -41% |
| Stellantis | FIAT | DOBLO | 15 | -55% | 85 | -43% |
| Stellantis | FIAT | DUCATO | 3,480 | -30% | 11,094 | -34% |
| Stellantis | FIAT | PANDA | 11,544 | -4% | 46,243 | -15% |
| Stellantis | FIAT | TIPO | 782 | -79% | 4,980 | -60% |
| Stellantis | FIAT | ULYSSE | 53 | new | 62 | new |
| Stellantis | JEEP | COMPASS | 4,331 | -5% | 17,749 | 3% |
| Stellantis | JEEP | GRAND CHEROKEE | 11 | -69% | 73 | -54% |
| Stellantis | JEEP | RENEGADE | 3,298 | -49% | 15,392 | -43% |
| Stellantis | JEEP | WRANGLER | 709 | 10% | 3,219 | 78% |
| Stellantis | LANCIA | YPSILON | 2,747 | -47% | 13,528 | -26% |
| Stellantis | MASERATI | Ghibli | 80 | -38% | 332 | -33% |
| Stellantis | MASERATI | LEVANTE | 229 | 61% | 869 | 11% |
| Stellantis | MASERATI | MC20 | 17 | new | 100 | new |
| Stellantis | MASERATI | QUATTROPORTE | 12 | 0% | 39 | 8% |
| Stellantis | OPEL/VAUXHALL | ASTRA | 2,618 | -46% | 10,771 | -44% |
| Stellantis | OPEL/VAUXHALL | COMBO | 477 | -76% | 2,541 | -62% |
| Stellantis | OPEL/VAUXHALL | CORSA | 11,834 | -30% | 50,366 | -29% |
| Stellantis | OPEL/VAUXHALL | CROSSLAND | 6,039 | -25% | 24,333 | -26% |
| Stellantis | OPEL/VAUXHALL | GRANDLAND | 1,792 | -68% | 9,107 | -65% |
| Stellantis | OPEL/VAUXHALL | INSIGNIA | 1,032 | -31% | 3,911 | -37% |
| Stellantis | OPEL/VAUXHALL | MOKKA | 5,393 | 10% | 35,226 | 224% |
| Stellantis | OPEL/VAUXHALL | VIVARO | 209 | -14% | 1,031 | 84% |
| Stellantis | OPEL/VAUXHALL | ZAFIRA LIFE | 782 | -35% | 2,580 | -34% |
| Stellantis | PEUGEOT | 108 | 286 | -89% | 3,438 | -75% |
| Stellantis | PEUGEOT | 2008 | 7,038 | -62% | 46,574 | -35% |
| Stellantis | PEUGEOT | 208 | 15,615 | -15% | 67,509 | -15% |
| Stellantis | PEUGEOT | 3008 | 9,337 | -36% | 43,218 | -18% |
| Stellantis | PEUGEOT | 301 | 3 | -94% | 112 | -33% |
| Stellantis | PEUGEOT | 308 | 7,556 | 70% | 22,205 | -12% |
| Stellantis | PEUGEOT | 5008 | 2,844 | -51% | 14,661 | -30% |
| Stellantis | PEUGEOT | 508 | 1,271 | -44% | 4,446 | -47% |
| Stellantis | PEUGEOT | BOXER | 132 | -4% | 401 | -17% |
| Stellantis | PEUGEOT | EXPERT | 14 | -60% | 93 | 11% |
| Stellantis | PEUGEOT | RIFTER | 1,012 | -68% | 4,163 | -62% |
| Stellantis | PEUGEOT | TRAVELLER | 376 | -52% | 1,534 | -49% |
| Subaru | SUBARU | FORESTER | 358 | -21% | 1,378 | -29% |
| Subaru | SUBARU | IMPREZA/WRX | 20 | -57% | 208 | -4% |
| Subaru | SUBARU | LEGACY/OUTBACK | 436 | -1% | 2,012 | 31% |
| Subaru | SUBARU | XV | 367 | -30% | 1,942 | -17% |
| Suzuki | SUZUKI | ACROSS | 166 | 113% | 614 | 540% |
| Suzuki | SUZUKI | IGNIS | 1,260 | -66% | 9,429 | -38% |
| Suzuki | SUZUKI | JIMNY | 9 | -80% | 74 | -37% |

*Austria, Belgium, Croatia, Cyprus, Czechia, Denmark, Estonia, France, Germany, Greece, Hungary, Ireland, Italy, Latvia, Lithuania, Luxembourg, Netherlands, Norway, Poland, Portugal, Romania, Slovakia, Slovenia, Spain, Sweden, Switzerland, United Kingdom

JATO Dynamics New Car Registrations Europe-27*

| Group | Make | Model | Apr-22 | vs Apr-21 | YTD-22 | vs YTD-21 |
|----------|---------|--------------------|--------|-----------|--------|-----------|
| Suzuki | SUZUKI | S-CROSS | 2,337 | 4% | 10,630 | 30% |
| Suzuki | SUZUKI | SWACE | 335 | 32% | 1,380 | 91% |
| Suzuki | SUZUKI | SWIFT | 2,129 | -52% | 10,904 | -47% |
| Suzuki | SUZUKI | VITARA | 3,065 | -39% | 12,106 | -34% |
| Tesla | TESLA | MODEL 3 | 718 | -41% | 33,375 | 5% |
| Tesla | TESLA | MODEL Y | 726 | new | 26,679 | new |
| Toyota | LEXUS | ES | 290 | -16% | 1,508 | -4% |
| Toyota | LEXUS | LC | 28 | -32% | 103 | -41% |
| Toyota | LEXUS | LS | 15 | 114% | 33 | -8% |
| Toyota | LEXUS | NX | 835 | -18% | 4,433 | 0% |
| Toyota | LEXUS | RX | 434 | -2% | 1,891 | -1% |
| Toyota | LEXUS | UX | 832 | -42% | 4,965 | -16% |
| Toyota | TOYOTA | AYGO | 3,043 | -52% | 10,131 | -64% |
| Toyota | TOYOTA | BZ4X | 3 | new | 7 | new |
| Toyota | TOYOTA | CAMRY | 379 | -49% | 2,545 | -4% |
| Toyota | TOYOTA | C-HR | 9,335 | 1% | 38,811 | 6% |
| Toyota | TOYOTA | COROLLA | 11,678 | -4% | 47,213 | 0% |
| Toyota | TOYOTA | HIGHLANDER | 421 | -8% | 2,199 | 31% |
| Toyota | TOYOTA | LAND CRUISER PRADO | 412 | -4% | 1,746 | -5% |
| Toyota | TOYOTA | MIRAI | 48 | -4% | 178 | -9% |
| Toyota | TOYOTA | PRIUS | 154 | -15% | 554 | -48% |
| Toyota | TOYOTA | PROACE | 23 | 64% | 100 | 32% |
| Toyota | TOYOTA | PROACE CITY VERSO | 922 | -28% | 4,548 | -9% |
| Toyota | TOYOTA | PROACE VERSO | 1,278 | 47% | 4,285 | 43% |
| Toyota | TOYOTA | RAV4 | 5,507 | -38% | 31,493 | -9% |
| Toyota | TOYOTA | SUPRA | 63 | -6% | 243 | -45% |
| Toyota | TOYOTA | YARIS | 12,448 | -28% | 49,219 | -33% |
| Toyota | TOYOTA | YARIS CROSS | 9,562 | new | 43,001 | new |
| VW Group | AUDI | A1 | 4,437 | -30% | 15,511 | -34% |
| VW Group | AUDI | A3 | 8,500 | -22% | 35,116 | -12% |
| VW Group | AUDI | A4 | 3,348 | -40% | 20,587 | -5% |
| VW Group | AUDI | A5 | 1,397 | -46% | 8,194 | -9% |
| VW Group | AUDI | A6 | 2,247 | -58% | 14,796 | -31% |
| VW Group | AUDI | A7 | 209 | -57% | 1,493 | -14% |
| VW Group | AUDI | A8 | 206 | -3% | 1,256 | 18% |
| VW Group | AUDI | E-TRON | 1,758 | -12% | 5,709 | -14% |
| VW Group | AUDI | E-TRON GT | 480 | 42% | 2,248 | 182% |
| VW Group | AUDI | E-TRON SPORTBACK | 885 | -13% | 3,090 | -18% |
| VW Group | AUDI | Q2 | 5,801 | -6% | 18,656 | -10% |
| VW Group | AUDI | Q3 | 4,015 | -12% | 15,291 | -11% |
| VW Group | AUDI | Q3 SPORTBACK | 3,823 | -13% | 14,083 | -6% |
| VW Group | AUDI | Q4 | 1,049 | 845% | 8,037 | - |
| VW Group | AUDI | Q4 SPORTBACK | 578 | new | 4,238 | new |
| VW Group | AUDI | Q5 | 3,351 | 2% | 9,157 | -41% |
| VW Group | AUDI | Q5 SPORTBACK | 2,526 | new | 7,386 | new |
| VW Group | AUDI | Q7 | 654 | -54% | 4,082 | -31% |
| VW Group | AUDI | Q8 | 891 | -35% | 4,698 | -12% |
| VW Group | AUDI | R8 | 49 | 9% | 188 | -13% |
| VW Group | AUDI | TT | 400 | -36% | 1,728 | 6% |
| VW Group | BENTLEY | BENTAYGA | 131 | 66% | 558 | 61% |
| VW Group | BENTLEY | CONTINENTAL | 155 | 53% | 583 | 48% |
| VW Group | BENTLEY | FLYING SPUR | 34 | -13% | 168 | 35% |
| VW Group | BUGATTI | CHIRON | 3 | 0% | 8 | 167% |















| Group | Make | Model | Apr-22 | vs Apr-21 | YTD-22 | vs YTD-21 |
|----------|-------------|-----------------|--------|-----------|--------|-----------|
| VW Group | CUPRA | ATECA | 639 | -18% | 1,055 | -67% |
| VW Group | CUPRA | BORN | 980 | new | 3,092 | new |
| VW Group | CUPRA | FORMENTOR | 7,517 | 120% | 27,772 | 112% |
| VW Group | CUPRA | LEON | 1,001 | 54% | 2,192 | 6% |
| VW Group | LAMBORGHINI | AVENTADOR | 33 | 3% | 79 | -38% |
| VW Group | LAMBORGHINI | HURACAN | 81 | 23% | 303 | 37% |
| VW Group | LAMBORGHINI | URUS | 127 | -19% | 532 | 3% |
| VW Group | PORSCHE | 718 | 473 | 15% | 1,711 | -13% |
| VW Group | PORSCHE | 911 | 2,167 | 64% | 6,993 | 29% |
| VW Group | PORSCHE | CAYENNE | 306 | -52% | 2,295 | -1% |
| VW Group | PORSCHE | CAYENNE COUPE | 386 | -37% | 2,892 | 4% |
| VW Group | PORSCHE | MACAN | 910 | -14% | 6,380 | 22% |
| VW Group | PORSCHE | PANAMERA | 386 | -16% | 1,427 | -16% |
| VW Group | PORSCHE | TAYCAN | 972 | -25% | 6,008 | 30% |
| VW Group | SEAT | ALHAMBRA | 422 | -12% | 1,435 | -39% |
| VW Group | SEAT | ARONA | 5,987 | -35% | 22,075 | -27% |
| VW Group | SEAT | ATECA | 2,841 | -50% | 16,096 | -33% |
| VW Group | SEAT | IBIZA | 4,178 | -49% | 16,435 | -36% |
| VW Group | SEAT | LEON | 3,281 | -56% | 16,043 | -48% |
| VW Group | SEAT | MII | 2 | -100% | 39 | -99% |
| VW Group | SEAT | TARRACO | 585 | -72% | 4,784 | -42% |
| VW Group | SKODA | CITIGO | 5 | -99% | 42 | -98% |
| VW Group | SKODA | ENYAQ | 3,645 | 46% | 12,363 | 355% |
| VW Group | SKODA | FABIA | 7,668 | -5% | 27,632 | -10% |
| VW Group | SKODA | KAMIQ | 4,869 | -39% | 21,646 | -29% |
| VW Group | SKODA | KAROQ | 4,420 | -46% | 20,549 | -37% |
| VW Group | SKODA | KODIAQ | 5,641 | 4% | 22,721 | -5% |
| VW Group | SKODA | OCTAVIA | 3,855 | -72% | 32,318 | -44% |
| VW Group | SKODA | SCALA | 3,277 | -7% | 12,067 | -8% |
| VW Group | SKODA | SUPERB | 3,775 | -25% | 15,877 | -18% |
| VW Group | VOLKSWAGEN | ARTEON | 1,664 | -18% | 6,559 | 3% |
| VW Group | VOLKSWAGEN | CADDY | 1,926 | -41% | 10,575 | -4% |
| VW Group | VOLKSWAGEN | CALIFORNIA | 1,143 | 25% | 3,664 | 23% |
| VW Group | VOLKSWAGEN | CARAVELLE | 80 | -70% | 618 | -46% |
| VW Group | VOLKSWAGEN | CRAFTER | 263 | 1% | 930 | -8% |
| VW Group | VOLKSWAGEN | GOLF | 10,056 | -43% | 56,383 | -25% |
| VW Group | VOLKSWAGEN | ID.3 | 1,632 | -72% | 10,043 | -42% |
| VW Group | VOLKSWAGEN | ID.4 | 2,891 | -61% | 13,753 | 6% |
| VW Group | VOLKSWAGEN | ID.5 | 161 | new | 378 | new |
| VW Group | VOLKSWAGEN | MULTIVAN | 1,983 | 19% | 9,451 | 33% |
| VW Group | VOLKSWAGEN | PASSAT | 6,861 | -12% | 22,136 | -36% |
| VW Group | VOLKSWAGEN | POLO | 10,242 | -22% | 36,706 | -25% |
| VW Group | VOLKSWAGEN | SHARAN | 267 | -41% | 1,048 | -49% |
| VW Group | VOLKSWAGEN | T6 | 217 | -44% | 1,045 | -10% |
| VW Group | VOLKSWAGEN | TAIGO | 6,068 | new | 17,557 | new |
| VW Group | VOLKSWAGEN | T-CROSS | 9,680 | -24% | 34,576 | -18% |
| VW Group | VOLKSWAGEN | TIGUAN | 4,536 | -67% | 32,614 | -44% |
| VW Group | VOLKSWAGEN | TIGUAN ALLSPACE | 1,729 | -33% | 10,082 | -15% |
| VW Group | VOLKSWAGEN | TOUAREG | 454 | -61% | 4,003 | -34% |
| VW Group | VOLKSWAGEN | TOURAN | 576 | -80% | 5,916 | -49% |
| VW Group | VOLKSWAGEN | TRANSPORTER | 753 | -46% | 3,795 | -25% |
| VW Group | VOLKSWAGEN | T-ROC | 13,998 | -19% | 50,508 | -24% |
| VW Group | VOLKSWAGEN | UP | 3,220 | -48% | 13,627 | -41% |

*Austria, Belgium, Croatia, Cyprus, Czechia, Denmark, Estonia, France, Germany, Greece, Hungary, Ireland, Italy, Latvia, Lithuania, Luxembourg, Netherlands, Norway, Poland, Portugal, Romania, Slovakia, Slovenia, Spain, Sweden, Switzerland, United Kingdom

JATO Dynamics New Car Registrations Europe-27*

| Country | Apr-22 | vs Apr-21 | YTD-22 | vs YTD-21 |
|--------------------|----------------|-------------|------------------|-------------|
| Austria | 16,364 | -27% | 68,741 | -20% |
| Belgium | 28,392 | -24% | 131,506 | -16% |
| Croatia | 4,258 | 3% | 13,893 | -5% |
| Cyprus | 577 | -30% | 3,168 | -6% |
| Czech Rep. | 14,707 | -22% | 62,086 | -9% |
| Denmark | 11,185 | -29% | 45,771 | -24% |
| Estonia | 1,778 | -23% | 6,851 | -10% |
| France | 108,705 | -23% | 473,996 | -18% |
| Germany | 180,281 | -21% | 806,312 | -9% |
| Greece | 9,292 | -8% | 31,727 | -5% |
| Hungary | 9,096 | -14% | 37,804 | -12% |
| Ireland | 7,884 | 10% | 57,774 | 5% |
| Italy | 98,220 | -33% | 438,638 | -26% |
| Latvia | 1,274 | -1% | 4,899 | 13% |
| Lithuania | 2,335 | -15% | 8,464 | 15% |
| Luxembourg | 3,339 | -23% | 14,691 | -13% |
| Netherlands | 21,397 | -9% | 99,151 | -4% |
| Norway | 9,870 | -26% | 42,535 | -15% |
| Poland | 34,881 | -13% | 136,801 | -13% |
| Portugal | 12,441 | -16% | 47,232 | 3% |
| Romania | 8,468 | 23% | 37,448 | 36% |
| Slovakia | 5,854 | -10% | 24,664 | 15% |
| Slovenia | 3,732 | -9% | 16,031 | -19% |
| Spain | 70,079 | -14% | 237,886 | -13% |
| Sweden | 21,943 | 0% | 91,713 | -19% |
| Switzerland | 15,383 | -30% | 69,855 | -11% |
| UK | 119,178 | -16% | 536,819 | -5% |
| Grand Total | 820,913 | -20% | 3,546,456 | -13% |

| OEM | Apr-22 | vs Apr-21 | YTD-22 | vs YTD-21 |
|---------------|---------|-----------|---------|-----------|
| BMW Group | 63,069 | -17% | 263,316 | -13% |
| Chinese | 9,221 | 142% | 36,765 | 151% |
| Ford | 42,766 | -19% | 182,712 | -16% |
| Geely | 23,221 | -9% | 96,542 | -16% |
| Honda | 7,069 | 28% | 25,518 | 33% |
| Hyundai-Kia | 84,687 | 12% | 343,642 | 19% |
| JLR | 11,052 | -37% | 36,158 | -41% |
| Mazda | 10,133 | -22% | 46,488 | -2% |
| Mercedes-Benz | 49,145 | -24% | 211,043 | -17% |
| Mitsubishi | 5,596 | -5% | 19,155 | -14% |
| Nissan Group | 18,718 | -3% | 75,017 | -21% |
| Renault Group | 69,700 | -16% | 310,631 | -9% |
| Stellantis | 155,149 | -31% | 676,840 | -24% |
| Subaru | 1,181 | -22% | 5,543 | -11% |
| Suzuki | 9,301 | -41% | 45,137 | -29% |
| Tesla | 1,446 | 17% | 60,066 | 87% |
| Toyota | 57,728 | -8% | 249,266 | -1% |
| VW Group | 197,900 | -28% | 848,157 | -18% |

| Segment | Apr-22 | vs Apr-21 |
|---|---------|-----------|
|  City-car | 49,930 | -28% |
|  Subcompact Car | 141,557 | -25% |
|  Compact Car | 110,873 | -31% |
|  Midsize Car | 42,885 | -20% |
|  Executive Car | 13,342 | -31% |
|  Luxury Car | 2,921 | 11% |
|  MPV | 13,499 | -40% |
|  Sport Car | 7,169 | -5% |
|  Small SUV | 155,153 | -14% |
|  Compact SUV | 177,281 | -15% |
|  Midsize SUV | 54,775 | 10% |
|  Large SUV | 20,015 | -15% |
|  Luxury SUV | 2,581 | -9% |
|  Van | 27,246 | -24% |

| | Top 50 | Apr-22 |
|----|-------------------------|--------|
| 1 | PEUGEOT 208 | 15,615 |
| 2 | VOLKSWAGEN T-ROC | 13,998 |
| 3 | DACIA SANDERO | 12,913 |
| 4 | FIAT/ABARTH 500 | 12,835 |
| 5 | FORD PUMA | 12,601 |
| 6 | TOYOTA YARIS | 12,448 |
| 7 | OPEL/VAUXHALL CORSA | 11,834 |
| 8 | TOYOTA COROLLA | 11,678 |
| 9 | KIA SPORTAGE | 11,635 |
| 10 | FIAT PANDA | 11,544 |
| 11 | CITROEN C3 | 11,537 |
| 12 | HYUNDAI TUCSON | 10,788 |
| 13 | VOLKSWAGEN POLO | 10,242 |
| 14 | VOLKSWAGEN GOLF | 10,056 |
| 15 | NISSAN QASHQAI | 9,969 |
| 16 | VOLKSWAGEN T-CROSS | 9,680 |
| 17 | TOYOTA YARIS CROSS | 9,562 |
| 18 | RENAULT CAPTUR | 9,482 |
| 19 | DACIA DUSTER | 9,347 |
| 20 | PEUGEOT 3008 | 9,337 |
| 21 | TOYOTA C-HR | 9,335 |
| 22 | AUDI A3 | 8,500 |
| 23 | HYUNDAI KONA | 8,279 |
| 24 | FORD KUGA | 8,165 |
| 25 | VOLVO XC40 | 7,936 |
| 26 | MINI HATCH | 7,889 |
| 27 | SKODA FABIA | 7,668 |
| 28 | BMW X1 | 7,634 |
| 29 | PEUGEOT 308 | 7,556 |
| 30 | CUPRA FORMENTOR | 7,517 |
| 31 | RENAULT CLIO | 7,202 |
| 32 | PEUGEOT 2008 | 7,038 |
| 33 | VOLKSWAGEN PASSAT | 6,861 |
| 34 | MERCEDES A-CLASS | 6,463 |
| 35 | KIA NIRO | 6,446 |
| 36 | RENAULT ARKANA | 6,407 |
| 37 | CITROEN C3 AIRCROSS | 6,333 |
| 38 | BMW X3 | 6,328 |
| 39 | KIA CEED | 6,160 |
| 40 | VOLKSWAGEN TAIGO | 6,068 |
| 41 | OPEL/VAUXHALL CROSSLAND | 6,039 |
| 42 | BMW SERIES 1 | 6,016 |
| 43 | SEAT ARONA | 5,987 |
| 44 | AUDI Q2 | 5,801 |
| 45 | MERCEDES C-CLASS | 5,701 |
| 46 | SKODA KODIAQ | 5,641 |
| 47 | TOYOTA RAV4 | 5,507 |
| 48 | OPEL/VAUXHALL MOKKA | 5,393 |
| 49 | HYUNDAI I30 | 5,376 |
| 50 | FORD FOCUS | 5,073 |



| | Top 20 BEV | Apr-22 |
|----|---------------------|--------|
| 1 | FIAT 500 | 5,524 |
| 2 | PEUGEOT 208 | 3,730 |
| 3 | SKODA ENYAQ | 3,645 |
| 4 | DACIA SPRING | 3,555 |
| 5 | KIA NIRO | 3,478 |
| 6 | VOLKSWAGEN ID.4 | 2,892 |
| 7 | HYUNDAI KONA | 2,867 |
| 8 | RENAULT ZOE | 2,823 |
| 9 | KIA EV6 | 2,699 |
| 10 | BMW I3 | 2,507 |
| 11 | POLESTAR 2 | 2,477 |
| 12 | HYUNDAI IONIQ 5 | 2,465 |
| 13 | OPEL/VAUXHALL CORSA | 2,343 |
| 14 | MINI HATCH | 2,062 |
| 15 | CITROEN C4 | 1,983 |
| 16 | VOLVO XC40 | 1,914 |
| 17 | FORD MUSTANG MACH-E | 1,855 |
| 18 | NISSAN LEAF | 1,813 |
| 19 | AUDI E-TRON | 1,771 |
| 20 | PEUGEOT 2008 | 1,716 |



| | Top 20 PHEV | Apr-22 |
|----|--------------------------|--------|
| 1 | FORD KUGA | 3,413 |
| 2 | MITSUBISHI ECLIPSE CROSS | 2,738 |
| 3 | VOLVO XC40 | 2,584 |
| 4 | PEUGEOT 3008 | 2,451 |
| 5 | BMW X1 | 2,260 |
| 6 | JEEP COMPASS | 2,206 |
| 7 | BMW X5 | 2,190 |
| 8 | VOLVO XC60 | 2,141 |
| 9 | LYNK & CO 01 | 2,127 |
| 10 | BMW SERIES 3 | 2,037 |
| 11 | MG HS | 2,029 |
| 12 | BMW X3 | 1,729 |
| 13 | MERCEDES GLE | 1,450 |
| 14 | AUDI A3 | 1,416 |
| 15 | KIA SPORTAGE | 1,377 |
| 16 | HYUNDAI TUCSON | 1,374 |
| 17 | MERCEDES GLC | 1,370 |
| 18 | BMW SERIES 5 | 1,346 |
| 19 | KIA XCEED | 1,332 |
| 20 | TOYOTA RAV4 | 1,272 |

*Austria, Belgium, Croatia, Cyprus, Czechia, Denmark, Estonia, France, Germany, Greece, Hungary, Ireland, Italy, Latvia, Lithuania, Luxembourg, Netherlands, Norway, Poland, Portugal, Romania, Slovakia, Slovenia, Spain, Sweden, Switzerland, United Kingdom