

JATO Dynamics New Car Registrations Europe-28*

Group	Make	Model	Oct-23	vs Oct-22	YTD-23	vs YTD-22
BMW Group	BMW	I3	0	-100%	46	-100%
BMW Group	BMW	I4	5269	59%	35003	116%
BMW Group	BMW	I5	1095	new	1869	new
BMW Group	BMW	I7	202	140%	1974	637%
BMW Group	BMW	IX	630	-71%	12632	-23%
BMW Group	BMW	IX1	4588	new	32719	new
BMW Group	BMW	IX3	2741	34%	20870	31%
BMW Group	BMW	SERIES 1	8607	55%	70871	35%
BMW Group	BMW	SERIES 2 ACTIVE TOURER	2995	22%	29805	110%
BMW Group	BMW	SERIES 2 GRAN COUPE	424	-74%	15647	-1%
BMW Group	BMW	SERIES 2 GRAN TOURER	13	-97%	849	-84%
BMW Group	BMW	SERIES 2 SPORT	1129	69%	9466	37%
BMW Group	BMW	SERIES 3	7162	9%	69029	-3%
BMW Group	BMW	SERIES 4	2183	-19%	31809	-8%
BMW Group	BMW	SERIES 5	2233	-38%	35906	-14%
BMW Group	BMW	SERIES 6	50	-37%	621	-26%
BMW Group	BMW	SERIES 7	400	103%	3925	1%
BMW Group	BMW	SERIES 8 GRAN COUPE	136	-7%	1857	-10%
BMW Group	BMW	SERIES 8 SPORT	57	-59%	1664	-14%
BMW Group	BMW	X1	7609	67%	70725	26%
BMW Group	BMW	X2	910	-52%	15592	-19%
BMW Group	BMW	X3	5449	25%	49017	-5%
BMW Group	BMW	X4	1261	-14%	13328	6%
BMW Group	BMW	X5	3610	-15%	35500	-13%
BMW Group	BMW	X6	785	-3%	7693	-7%
BMW Group	BMW	X7	787	63%	6355	57%
BMW Group	BMW	XM	281	+	2482	+
BMW Group	BMW	Z4	236	-28%	5448	-9%
BMW Group	MINI	CLUBMAN	940	19%	8888	-11%
BMW Group	MINI	COUNTRYMAN	2588	-33%	39186	18%
BMW Group	MINI	MINI	11632	30%	101706	10%
BMW Group	ROLLS-ROYCE	CULLINAN	30	-57%	521	15%
BMW Group	ROLLS-ROYCE	DAWN	0	-100%	11	-62%
BMW Group	ROLLS-ROYCE	GHOST	15	-35%	180	-16%
BMW Group	ROLLS-ROYCE	PHANTOM	9	200%	64	10%
BMW Group	ROLLS-ROYCE	SPECTRE	29	+	49	+
BMW Group	ROLLS-ROYCE	WRAITH	0	-100%	21	-32%
Chinese	AIWAYS	U5	66	247%	608	-27%
Chinese	AIWAYS	U6	2	-60%	30	500%
Chinese	BEIJING	X35	2	-33%	29	45%
Chinese	BEIJING	X55	5	-44%	67	103%
Chinese	BYD	ATTO 3	1274	+	9500	+
Chinese	BYD	DOLPHIN	182	new	308	new
Chinese	BYD	HAN	55	+	555	+
Chinese	BYD	SEAL	37	new	54	new
Chinese	BYD	TANG	190	36%	659	-59%
Chinese	CHERY	OMODA 5	8	new	9	new
Chinese	DFSK	FENGGUANG580/580	60	+	283	142%
Chinese	DFSK	IX5	6	-73%	176	-19%
Chinese	DFSK	SERES 3	73	11%	582	-17%
Chinese	DFSK	T5 EVO	0	new	5	new
Chinese	DR AUTOMOBILES	DR 1.0	136	new	386	new
Chinese	DR AUTOMOBILES	DR 5.0	372	133%	8714	340%
Chinese	DR AUTOMOBILES	DR 7.0	108	+	244	300%
Chinese	DR AUTOMOBILES	DR3	236	143%	2304	44%
Chinese	DR AUTOMOBILES	DR4/EVO 4	605	-64%	7289	-26%

Group	Make	Model	Oct-23	vs Oct-22	YTD-23	vs YTD-22
Chinese	DR AUTOMOBILES	DR5/EVO 5	492	+	1596	89%
Chinese	DR AUTOMOBILES	DR6/EVO 6	171	-70%	4249	106%
Chinese	DR AUTOMOBILES	EVO 3	299	193%	3124	92%
Chinese	DR AUTOMOBILES	EVO 7	13	new	16	new
Chinese	DR AUTOMOBILES	F35	5	-94%	215	-83%
Chinese	ELARIS	BE0	6	500%	134	509%
Chinese	ELARIS	PIO	21	+	469	415%
Chinese	EMC	WAVE 3	105	+	680	+
Chinese	FORTHING	T5	4	new	8	new
Chinese	FORTHING	T5 EVO	11	new	24	new
Chinese	FORTHING	U-TOUR	2	new	4	new
Chinese	HIPHI	X	1	+	2	100%
Chinese	HIPHI	Z	1	new	2	new
Chinese	HONGQI	E-HS9	20	-87%	181	-87%
Chinese	HONGQI	H9	0	+	3	50%
Chinese	ICKX	K2	11	+	35	+
Chinese	IM	L7	0	new	1	new
Chinese	JAC	E-JS1	1	new	1	new
Chinese	JAC	E-JS4	37	+	257	+
Chinese	JAC	IEV 7S	0	-100%	2	-96%
Chinese	JIAYUAN	KOMI	1	new	1	new
Chinese	LEAPMOTOR	T03	33	+	256	+
Chinese	MAXUS	E-DELIVER 9	0	-100%	12	-37%
Chinese	MAXUS	EUNIQ 5/G50	15	150%	137	-63%
Chinese	MAXUS	EUNIQ 6	64	-54%	495	-24%
Chinese	MAXUS	MIFA 9	8	700%	80	+
Chinese	MAXUS	T90	0	new	2	new
Chinese	MG	HS	3507	35%	39336	46%
Chinese	MG	MARVEL R	339	-67%	5120	-3%
Chinese	MG	MG 3	198	-5%	4053	-1%
Chinese	MG	MG 4	6326	377%	56669	+
Chinese	MG	MG 5	429	-71%	8238	-25%
Chinese	MG	ZS	8782	59%	70400	101%
Chinese	NIO	EL6	47	new	69	new
Chinese	NIO	EL7	68	new	358	new
Chinese	NIO	ES8	19	-82%	247	-71%
Chinese	NIO	ET5	122	new	654	new
Chinese	NIO	ET7	152	111%	733	274%
Chinese	OMODA	5	29	new	86	new
Chinese	ORA	FLASH CAT	0	new	7	new
Chinese	ORA	FUNKY CAT	647	+	4987	+
Chinese	ORA	R1	0	new	1	new
Chinese	SKYWELL	ET5	0	-100%	32	60%
Chinese	SPORTEQUIPE	SPORTEQUIPE 5	5	+	14	600%
Chinese	SPORTEQUIPE	SPORTEQUIPE 6	18	+	87	+
Chinese	SWM	G01	3	0%	608	+
Chinese	VOYAH	DREAMER	1	new	1	new
Chinese	VOYAH	FREE	21	+	48	380%
Chinese	WEY	COFFEE 01	0	+	19	171%
Chinese	WEY	COFFEE 02	25	new	30	new
Chinese	XPENG	G3	0	-100%	27	-92%
Chinese	XPENG	G9	262	new	362	new
Chinese	XPENG	P5	0	+	3	-84%
Chinese	XPENG	P7	21	40%	320	25%
Chinese	ZD	ZHIDOU	3	0%	21	-30%
Ford	FORD	BRONCO	55	+	187	405%

JATO Dynamics New Car Registrations Europe-28*

Group	Make	Model	Oct-23	vs Oct-22	YTD-23	vs YTD-22
Ford	FORD	ECOSPORT	71	-97%	9789	-67%
Ford	FORD	EXPLORER	35	-92%	1126	-37%
Ford	FORD	FIESTA	5334	-48%	62916	5%
Ford	FORD	FOCUS	7452	-3%	87608	33%
Ford	FORD	GALAXY	66	-88%	3359	-32%
Ford	FORD	GRAND TOURNEO CONNECT	457	52%	4506	9%
Ford	FORD	KUGA	10485	9%	103362	2%
Ford	FORD	MACH-E	2063	1%	17572	-12%
Ford	FORD	MONDEO	1	-97%	75	-99%
Ford	FORD	MUSTANG	116	-76%	2720	-6%
Ford	FORD	PUMA	14002	25%	134286	15%
Ford	FORD	S-MAX	140	-84%	4359	-33%
Ford	FORD	TOURNEO CONNECT	693	52%	7723	99%
Ford	FORD	TOURNEO CUSTOM	1097	-4%	11196	-7%
Ford	FORD	TRANSIT	700	16%	9725	30%
Ford	FORD	TRANSIT CONNECT	7	-53%	94	-84%
Ford	FORD	TRANSIT CUSTOM	1022	21%	12757	21%
Geely	LOTUS	ELETRE	294	new	584	new
Geely	LOTUS	EMIRA	70	150%	1441	+
Geely	LYNK & CO	01	713	-75%	21087	13%
Geely	POLESTAR	2	2096	-46%	30118	39%
Geely	VOLVO	C40	1914	-15%	16820	91%
Geely	VOLVO	EX30	0	-100%	15	-53%
Geely	VOLVO	S60/V60	1889	-19%	19128	-5%
Geely	VOLVO	S90/V90	886	-1%	8984	-13%
Geely	VOLVO	XC40	10301	17%	97225	32%
Geely	VOLVO	XC60	7703	34%	63759	22%
Geely	VOLVO	XC90	2063	0%	23145	8%
Geely	ZEEKR	001	0	new	8	new
Honda	HONDA	CIVIC	1100	-32%	7463	85%
Honda	HONDA	CR-V	772	-35%	9224	-26%
Honda	HONDA	E:NY1	286	new	828	new
Honda	HONDA	HONDA E	33	18%	566	-68%
Honda	HONDA	HR-V	2058	21%	15504	-24%
Honda	HONDA	JAZZ	948	-17%	14886	-23%
Honda	HONDA	ZR-V	584	new	2305	new
Hyundai-Kia	GENESIS	G70	23	10%	205	-42%
Hyundai-Kia	GENESIS	G80	9	-31%	178	-11%
Hyundai-Kia	GENESIS	GV60	60	-35%	1150	103%
Hyundai-Kia	GENESIS	GV70	218	296%	1087	102%
Hyundai-Kia	GENESIS	GV80	37	164%	243	15%
Hyundai-Kia	HYUNDAI	BAYON	3448	63%	26794	16%
Hyundai-Kia	HYUNDAI	ELANTRA	98	-12%	2366	29%
Hyundai-Kia	HYUNDAI	I10	4413	-2%	52405	16%
Hyundai-Kia	HYUNDAI	I20	5048	10%	56952	13%
Hyundai-Kia	HYUNDAI	I30	3740	-15%	39539	-17%
Hyundai-Kia	HYUNDAI	IONIQ	0	-100%	368	-97%
Hyundai-Kia	HYUNDAI	IONIQ 5	2537	-2%	26057	-7%
Hyundai-Kia	HYUNDAI	IONIQ 6	1090	+	10295	+
Hyundai-Kia	HYUNDAI	KONA	7786	2%	79957	-3%
Hyundai-Kia	HYUNDAI	NEXO	2	-80%	123	-79%
Hyundai-Kia	HYUNDAI	SANTA FE	1172	48%	11184	33%
Hyundai-Kia	HYUNDAI	STARIA	469	54%	3576	102%
Hyundai-Kia	HYUNDAI	TUCSON	12915	13%	132043	3%
Hyundai-Kia	KIA	CEED	5670	21%	56893	0%
Hyundai-Kia	KIA	EV6	2617	50%	30595	29%

Group	Make	Model	Oct-23	vs Oct-22	YTD-23	vs YTD-22
Hyundai-Kia	KIA	EV9	402	new	409	new
Hyundai-Kia	KIA	NIRO	6054	3%	59971	-11%
Hyundai-Kia	KIA	PICANTO	4997	8%	60662	40%
Hyundai-Kia	KIA	PROCEED	1248	11%	11842	7%
Hyundai-Kia	KIA	RIO	1086	-61%	25552	-8%
Hyundai-Kia	KIA	SORENTO	1964	119%	14750	58%
Hyundai-Kia	KIA	SOUL	80	-72%	1524	-64%
Hyundai-Kia	KIA	SPORTAGE	13538	28%	128151	12%
Hyundai-Kia	KIA	STINGER	21	-52%	888	22%
Hyundai-Kia	KIA	STONIC	4126	-9%	49291	6%
Hyundai-Kia	KIA	XCEED	3727	2%	36868	-17%
JLR	JAGUAR	E-PACE	639	105%	4814	5%
JLR	JAGUAR	F-PACE	1121	148%	8303	7%
JLR	JAGUAR	F-TYPE	164	12%	1456	-23%
JLR	JAGUAR	I-PACE	251	-9%	3572	-38%
JLR	JAGUAR	XE	152	508%	1137	125%
JLR	JAGUAR	XF	99	281%	1216	175%
JLR	LAND ROVER	DEFENDER	2106	-12%	20816	40%
JLR	LAND ROVER	DISCOVERY	395	232%	4593	37%
JLR	LAND ROVER	DISCOVERY SPORT	778	58%	8564	-4%
JLR	LAND ROVER	RANGE ROVER	1094	57%	11705	85%
JLR	LAND ROVER	RANGE ROVER EVOQUE	1593	4%	17379	-19%
JLR	LAND ROVER	RANGE ROVER SPORT	2302	154%	20003	107%
JLR	LAND ROVER	RANGE ROVER VELAR	1069	116%	8205	-1%
Mazda	MAZDA	CX-30	3768	40%	30500	-1%
Mazda	MAZDA	CX-5	3098	17%	35543	41%
Mazda	MAZDA	CX-60	2173	-2%	23159	279%
Mazda	MAZDA	MAZDA2	1540	-20%	16095	23%
Mazda	MAZDA	MAZDA2 HYBRID	666	-11%	9950	55%
Mazda	MAZDA	MAZDA3	1537	105%	16837	19%
Mazda	MAZDA	MAZDA6	418	-44%	6139	73%
Mazda	MAZDA	MX-30	644	-33%	6655	34%
Mazda	MAZDA	MX-5	399	-12%	6475	42%
Mercedes-Benz	MERCEDES	A-CLASS	6601	-25%	65978	-8%
Mercedes-Benz	MERCEDES	AMG GT 5D	128	-12%	1888	9%
Mercedes-Benz	MERCEDES	AMG GT SPORT	30	131%	127	-85%
Mercedes-Benz	MERCEDES	AMG ONE	2	new	11	new
Mercedes-Benz	MERCEDES	B-CLASS	1549	6%	15065	-20%
Mercedes-Benz	MERCEDES	C-CLASS	5682	11%	68060	12%
Mercedes-Benz	MERCEDES	CITAN	82	-32%	1599	-11%
Mercedes-Benz	MERCEDES	CLA	4262	-9%	49218	18%
Mercedes-Benz	MERCEDES	CLE	65	+	201	905%
Mercedes-Benz	MERCEDES	CLS	60	-30%	1439	-27%
Mercedes-Benz	MERCEDES	E-CLASS	2437	2%	27866	-19%
Mercedes-Benz	MERCEDES	EQA	3113	39%	31389	83%
Mercedes-Benz	MERCEDES	EQB	1646	-12%	16978	37%
Mercedes-Benz	MERCEDES	EQC	729	-60%	10334	-14%
Mercedes-Benz	MERCEDES	EQE	1542	72%	12882	116%
Mercedes-Benz	MERCEDES	EQE SUV	906	new	4232	new
Mercedes-Benz	MERCEDES	EQS	216	-58%	3231	-46%
Mercedes-Benz	MERCEDES	EQS SUV	312	+	3151	+
Mercedes-Benz	MERCEDES	EQT	176	+	306	+
Mercedes-Benz	MERCEDES	G-CLASS	905	45%	8998	32%
Mercedes-Benz	MERCEDES	GLA	6516	10%	49011	10%
Mercedes-Benz	MERCEDES	GLB	2197	-19%	24865	3%
Mercedes-Benz	MERCEDES	GLC	6113	258%	56733	34%

*Austria, Belgium, Croatia, Cyprus, Czechia, Denmark, Estonia, Finland, France, Germany, Greece, Hungary, Ireland, Italy, Latvia, Lithuania, Luxembourg, Netherlands, Norway, Poland, Portugal, Romania, Slovakia, Slovenia, Spain, Sweden, Switzerland, United Kingdom

JATO Dynamics New Car Registrations Europe-28*

Group	Make	Model	Oct-23	vs Oct-22	YTD-23	vs YTD-22
Mercedes-Benz	MERCEDES	GLC COUPE	3336	71%	18987	18%
Mercedes-Benz	MERCEDES	GLE	1728	-32%	20943	-18%
Mercedes-Benz	MERCEDES	GLE COUPE	1223	-8%	9307	-21%
Mercedes-Benz	MERCEDES	GLS	337	-29%	4107	17%
Mercedes-Benz	MERCEDES	MARCO POLO	175	-40%	2572	-27%
Mercedes-Benz	MERCEDES	S-CLASS	680	-32%	8666	-6%
Mercedes-Benz	MERCEDES	SL	186	-65%	4250	140%
Mercedes-Benz	MERCEDES	SPRINTER	948	12%	10275	33%
Mercedes-Benz	MERCEDES	T-CLASS	535	17%	7151	162%
Mercedes-Benz	MERCEDES	V-CLASS	2545	-1%	26324	9%
Mercedes-Benz	MERCEDES	VITO	1130	13%	13504	15%
Mercedes-Benz	SMART	#1	1320	+	7634	+
Mercedes-Benz	SMART	#3	25	new	25	new
Mercedes-Benz	SMART	FORFOUR	1	-97%	61	-98%
Mercedes-Benz	SMART	FORTWO	1180	-13%	15027	18%
Mitsubishi	MITSUBISHI	ASX	884	+	7186	+
Mitsubishi	MITSUBISHI	COLT	24	new	41	new
Mitsubishi	MITSUBISHI	ECLIPSE CROSS	504	-74%	6271	-67%
Mitsubishi	MITSUBISHI	SPACE STAR/MIRAGE/ATTRAGE	2159	21%	19431	-21%
Nissan Group	NISSAN	ARIYA	1132	18%	8876	248%
Nissan Group	NISSAN	JUKE	5828	101%	63040	61%
Nissan Group	NISSAN	LEAF	1555	-35%	14390	-33%
Nissan Group	NISSAN	MICRA	26	-99%	7928	-71%
Nissan Group	NISSAN	PRIMASTAR	135	32%	1642	69%
Nissan Group	NISSAN	QASHQAI	10623	7%	118635	25%
Nissan Group	NISSAN	TOWNSTAR	496	210%	3897	46%
Nissan Group	NISSAN	X-TRAIL	2900	362%	22669	+
Others	ASTON MARTIN	DB11	6	-63%	173	-41%
Others	ASTON MARTIN	DB12	16	new	36	new
Others	ASTON MARTIN	DBS	26	73%	258	16%
Others	ASTON MARTIN	DBX	65	-6%	814	47%
Others	ASTON MARTIN	VALKYRIE	2	-50%	33	200%
Others	ASTON MARTIN	VANTAGE	31	-37%	515	-16%
Others	CADILLAC	ESCALADE	5	-77%	109	-27%
Others	CADILLAC	XT4	13	-54%	360	8%
Others	CATERHAM	SEVEN	3	50%	19	-41%
Others	CATERHAM	SUPER 7	3	-57%	84	4%
Others	CHEVROLET	CAMARO	4	300%	25	-40%
Others	CHEVROLET	CORVETTE	65	-29%	1045	76%
Others	CHEVROLET	SUBURBAN	1	-67%	21	-5%
Others	CHEVROLET	TAHOE	10	400%	74	429%
Others	CHEVROLET	TRAILBLAZER	3	+	33	+
Others	DALLARA	STRADALE	1	-50%	26	24%
Others	FERRARI	296	126	33%	1265	309%
Others	FERRARI	812	50	-25%	826	9%
Others	FERRARI	DAYTONA	3	+	54	+
Others	FERRARI	F8	8	-80%	400	-63%
Others	FERRARI	MONZA	0	-100%	18	-75%
Others	FERRARI	PORTOFINO	30	-50%	520	-9%
Others	FERRARI	PUROSANGUE	31	new	66	new
Others	FERRARI	ROMA	68	-6%	643	-30%
Others	FERRARI	SF90	64	28%	722	17%
Others	FISKER	OCEAN	272	new	1103	new
Others	INEOS	GRENADIER	238	+	1886	+
Others	IVECO	DAILY	95	25%	870	-5%
Others	IVECO	EUROCARGO	2	+	32	-16%

Group	Make	Model	Oct-23	vs Oct-22	YTD-23	vs YTD-22
Others	KG MOBILITY	KORANDO	677	16%	8296	19%
Others	KG MOBILITY	REXTON	172	37%	2204	62%
Others	KG MOBILITY	TIVOLI	344	26%	3205	-28%
Others	KG MOBILITY	TORRES	236	new	736	new
Others	KG MOBILITY	XLV	102	-27%	972	-4%
Others	LUCID	AIR	9	200%	125	+
Others	MAHINDRA	KUV100	31	-42%	605	-14%
Others	MCLAREN	700 SERIES	3	-87%	98	-67%
Others	MCLAREN	ARTURA	8	-65%	193	485%
Others	MCLAREN	GT	6	200%	94	119%
Others	MORGAN	PLUS FOUR	16	-6%	154	-39%
Others	MORGAN	PLUS SIX	5	-29%	77	-22%
Others	VINFAST	VF 8	1	-50%	30	233%
Renault Group	ALPINE	A110	300	28%	2950	17%
Renault Group	DACIA	DUSTER	9867	-10%	130404	6%
Renault Group	DACIA	JOGGER	6579	66%	72598	67%
Renault Group	DACIA	LODGY	0	-100%	43	-99%
Renault Group	DACIA	LOGAN	952	-4%	12239	20%
Renault Group	DACIA	SANDERO	22335	38%	196121	21%
Renault Group	DACIA	SPRING	5985	179%	48575	46%
Renault Group	LADA	4X4/NIVA/TAIGA	8	-69%	168	-81%
Renault Group	RENAULT	ARKANA	7515	-7%	62685	-5%
Renault Group	RENAULT	AUSTRAL	7019	776%	62021	+
Renault Group	RENAULT	CAPTUR	12234	26%	120585	8%
Renault Group	RENAULT	CLIO	15408	17%	164576	48%
Renault Group	RENAULT	ESPACE	1661	+	5695	451%
Renault Group	RENAULT	GRAND SCENIC	166	361%	6002	-12%
Renault Group	RENAULT	KADJAR	4	-99%	221	-99%
Renault Group	RENAULT	KANGOO	1581	36%	14381	34%
Renault Group	RENAULT	KOLEOS	116	-55%	2816	-21%
Renault Group	RENAULT	MASTER	116	12%	1531	-7%
Renault Group	RENAULT	MEGANE	5667	-20%	65682	30%
Renault Group	RENAULT	RAFALE	8	new	8	new
Renault Group	RENAULT	SCENIC	2	-93%	101	-95%
Renault Group	RENAULT	TRAFIC	1456	28%	14170	47%
Renault Group	RENAULT	TWINGO	3116	-14%	26228	-24%
Renault Group	RENAULT	ZOE	835	-60%	11670	-61%
Stellantis	ABARTH	500	666	-8%	6414	-16%
Stellantis	ALFA ROMEO	GIULIA	463	36%	4308	-9%
Stellantis	ALFA ROMEO	STELVIO	1095	0%	10076	-26%
Stellantis	ALFA ROMEO	TONALE	2672	34%	27657	297%
Stellantis	CHRYSLER	PACIFICA	13	8%	97	-4%
Stellantis	CITROEN	BERLINGO	450	-76%	11879	0%
Stellantis	CITROEN	C3	14592	19%	122724	1%
Stellantis	CITROEN	C3 AIRCROSS	6028	12%	54340	-3%
Stellantis	CITROEN	C4	5085	18%	50806	-9%
Stellantis	CITROEN	C4 X	1359	+	9786	+
Stellantis	CITROEN	C5 AIRCROSS	4955	10%	46296	28%
Stellantis	CITROEN	C5 X	399	-70%	11213	46%
Stellantis	CITROEN	GRAND C4 SPACETOURER	0	-100%	101	-99%
Stellantis	CITROEN	JUMPER	543	-31%	8635	-40%
Stellantis	CITROEN	JUMPY	51	113%	669	13%
Stellantis	CITROEN	SPACETOURER	253	35%	2629	-32%
Stellantis	DODGE	CHALLENGER	47	18%	558	74%
Stellantis	DODGE	CHARGER	12	50%	111	-2%
Stellantis	DODGE	DURANGO	34	127%	304	89%

*Austria, Belgium, Croatia, Cyprus, Czechia, Denmark, Estonia, Finland, France, Germany, Greece, Hungary, Ireland, Italy, Latvia, Lithuania, Luxembourg, Netherlands, Norway, Poland, Portugal, Romania, Slovakia, Slovenia, Spain, Sweden, Switzerland, United Kingdom

JATO Dynamics New Car Registrations Europe-28*















Group	Make	Model	Oct-23	vs Oct-22	YTD-23	vs YTD-22
Stellantis	DS	DS 3	668	-41%	8343	-24%
Stellantis	DS	DS 4	1043	-34%	16216	25%
Stellantis	DS	DS 7	1502	-1%	17266	13%
Stellantis	DS	DS 9	80	33%	718	-34%
Stellantis	FIAT	500	14760	-4%	144438	5%
Stellantis	FIAT	500X	3252	130%	33188	14%
Stellantis	FIAT	600	304	new	514	new
Stellantis	FIAT	DOBLO	34	-8%	927	280%
Stellantis	FIAT	DUCATO	1417	49%	20605	-9%
Stellantis	FIAT	PANDA	12801	29%	102922	-2%
Stellantis	FIAT	SCUDO	1	-50%	10	233%
Stellantis	FIAT	TIPO	1189	-50%	16607	-17%
Stellantis	FIAT	ULYSSE	17	-88%	275	-41%
Stellantis	JEEP	AVENGER	6177	new	30106	new
Stellantis	JEEP	COMPASS	2473	11%	35017	-5%
Stellantis	JEEP	GRAND CHEROKEE	148	573%	1312	553%
Stellantis	JEEP	GRAND WAGONEER	3	-50%	15	-21%
Stellantis	JEEP	RENEGADE	3392	-33%	36636	-5%
Stellantis	JEEP	WAGONEER	3	+	25	47%
Stellantis	JEEP	WRANGLER	196	-54%	3046	-52%
Stellantis	LANCIA	YPSILON	4226	15%	37915	9%
Stellantis	MASERATI	GHIBLI	24	-54%	321	-59%
Stellantis	MASERATI	GRANTURISMO	19	new	217	new
Stellantis	MASERATI	GRECALE	464	-15%	5163	206%
Stellantis	MASERATI	LEVANTE	44	-52%	691	-64%
Stellantis	MASERATI	MC20	12	-8%	289	36%
Stellantis	MASERATI	QUATTROPORTE	3	-73%	47	-57%
Stellantis	OPEL/VAUXHALL	ASTRA	6002	234%	48048	82%
Stellantis	OPEL/VAUXHALL	COMBO	293	-72%	5242	-32%
Stellantis	OPEL/VAUXHALL	CORSA	13755	19%	161576	16%
Stellantis	OPEL/VAUXHALL	CROSSLAND	4169	5%	39556	-33%
Stellantis	OPEL/VAUXHALL	GRANDLAND	3743	9%	37741	21%
Stellantis	OPEL/VAUXHALL	INSIGNIA	3	-100%	2342	-75%
Stellantis	OPEL/VAUXHALL	MOKKA	8054	-7%	89493	11%
Stellantis	OPEL/VAUXHALL	MOVANO	32	+	51	467%
Stellantis	OPEL/VAUXHALL	VIVARO	209	24%	2353	25%
Stellantis	OPEL/VAUXHALL	ZAFIRA	341	-26%	3593	-45%
Stellantis	PEUGEOT	2008	15032	37%	135693	14%
Stellantis	PEUGEOT	208	14500	-15%	171871	-4%
Stellantis	PEUGEOT	3008	7983	12%	84382	-6%
Stellantis	PEUGEOT	308	8299	1%	79973	7%
Stellantis	PEUGEOT	408	1711	+	18037	+
Stellantis	PEUGEOT	5008	3204	37%	39590	31%
Stellantis	PEUGEOT	508	834	-34%	8731	-21%
Stellantis	PEUGEOT	BOXER	156	-20%	2825	82%
Stellantis	PEUGEOT	EXPERT	18	-44%	276	58%
Stellantis	PEUGEOT	RIFTER	396	-81%	8770	-29%
Stellantis	PEUGEOT	TRAVELLER	137	-55%	1888	-45%
Subaru	SUBARU	BRZ	95	+	675	+
Subaru	SUBARU	FORESTER	356	-17%	3859	15%
Subaru	SUBARU	IMPREZA/WRX	24	41%	222	-43%
Subaru	SUBARU	LEGACY/OUTBACK	811	121%	6054	27%
Subaru	SUBARU	SOLTERRA	273	21%	1354	327%
Subaru	SUBARU	XV	631	106%	6664	61%
Suzuki	SUZUKI	ACROSS	213	85%	1506	-13%
Suzuki	SUZUKI	IGNIS	3646	200%	28559	60%

Group	Make	Model	Oct-23	vs Oct-22	YTD-23	vs YTD-22
Suzuki	SUZUKI	JIMNY	61	15%	452	25%
Suzuki	SUZUKI	S-CROSS	3738	59%	40036	60%
Suzuki	SUZUKI	SWACE	308	16%	3394	-7%
Suzuki	SUZUKI	SWIFT	3471	74%	35365	39%
Suzuki	SUZUKI	VITARA	4882	31%	47441	44%
Tesla	TESLA	MODEL 3	6389	108%	70209	19%
Tesla	TESLA	MODEL S	261	+	4656	+
Tesla	TESLA	MODEL X	178	+	3522	+
Tesla	TESLA	MODEL Y	10774	297%	209503	144%
Toyota	LEXUS	ES	455	88%	5276	88%
Toyota	LEXUS	LC	24	33%	290	33%
Toyota	LEXUS	LM	15	new	35	new
Toyota	LEXUS	LS	8	14%	94	-18%
Toyota	LEXUS	NX	1994	84%	18777	83%
Toyota	LEXUS	RC	7	+	58	346%
Toyota	LEXUS	RX	832	2%	8408	45%
Toyota	LEXUS	RZ	185	new	1421	new
Toyota	LEXUS	UX	1405	55%	14749	35%
Toyota	TOYOTA	AYGO	6935	-27%	69978	13%
Toyota	TOYOTA	BZ4X	1240	172%	13898	+
Toyota	TOYOTA	CAMRY	782	67%	6250	24%
Toyota	TOYOTA	C-HR	9105	45%	89483	2%
Toyota	TOYOTA	COROLLA	11678	28%	106969	-2%
Toyota	TOYOTA	COROLLA CROSS	2690	280%	27343	+
Toyota	TOYOTA	GR86	334	-3%	2568	442%
Toyota	TOYOTA	HIGHLANDER	325	-4%	1568	-71%
Toyota	TOYOTA	LAND CRUISER PRADO	459	-62%	5534	-24%
Toyota	TOYOTA	MIRAI	29	-26%	581	20%
Toyota	TOYOTA	PRIUS	402	403%	1866	42%
Toyota	TOYOTA	PROACE CITY	1	+	30	200%
Toyota	TOYOTA	PROACE CITY VERSO	609	-18%	9042	2%
Toyota	TOYOTA	PROACE VERSO	1001	25%	10074	-9%
Toyota	TOYOTA	RAV4	7501	20%	58564	-21%
Toyota	TOYOTA	SUPRA	78	34%	831	14%
Toyota	TOYOTA	YARIS	10798	-34%	132294	-6%
Toyota	TOYOTA	YARIS CROSS	15401	26%	147994	34%
VW Group	AUDI	A1	4948	8%	59092	43%
VW Group	AUDI	A3	11094	19%	101282	17%
VW Group	AUDI	A4	6215	52%	57459	28%
VW Group	AUDI	A5	1984	-8%	22000	11%
VW Group	AUDI	A6	4380	-8%	44906	25%
VW Group	AUDI	A7	495	133%	3607	20%
VW Group	AUDI	A8	406	35%	3103	17%
VW Group	AUDI	E-TRON GT	509	119%	4862	4%
VW Group	AUDI	Q2	4985	30%	49752	22%
VW Group	AUDI	Q3	3031	-28%	37734	-10%
VW Group	AUDI	Q3 SPORTBACK	5269	36%	49829	26%
VW Group	AUDI	Q4	4939	84%	38606	98%
VW Group	AUDI	Q4 SPORTBACK	2780	147%	18045	62%
VW Group	AUDI	Q5	3827	17%	38168	39%
VW Group	AUDI	Q5 SPORTBACK	2043	-16%	25003	9%
VW Group	AUDI	Q7	856	-26%	13505	43%
VW Group	AUDI	Q8	1791	78%	16194	63%
VW Group	AUDI	Q8 E-TRON	1702	-4%	14988	-8%
VW Group	AUDI	Q8 E-TRON SPORTBACK	880	-7%	8160	-8%
VW Group	AUDI	R8	34	-3%	455	17%

JATO Dynamics New Car Registrations Europe-28*

Country	Oct-23	vs Oct-22	YTD-23	vs YTD-22
Austria	18867	17%	201753	13%
Belgium	38560	27%	413406	33%
Croatia	3709	23%	49354	31%
Cyprus	1034	42%	10425	30%
Czech Rep.	19319	19%	186870	17%
Denmark	13298	22%	138307	14%
Estonia	1721	7%	17390	2%
Finland	6447	4%	74982	9%
France	152263	22%	1440030	16%
Germany	218948	5%	2356957	14%
Greece	10987	27%	116391	27%
Hungary	8445	2%	91753	-3%
Ireland	2178	-17%	120490	16%
Italy	139737	20%	1321810	20%
Latvia	1375	1%	15400	14%
Lithuania	2056	26%	22465	6%
Luxembourg	4200	21%	42336	19%
Netherlands	28032	-3%	312448	24%
Norway	8982	-29%	105588	-10%
Poland	40905	28%	391161	12%
Portugal	13871	10%	167338	32%
Romania	11393	8%	122103	15%
Slovakia	7291	10%	71997	14%
Slovenia	3783	13%	40906	5%
Spain	84258	24%	801856	17%
Sweden	25048	12%	235307	4%
Switzerland	20042	17%	203131	13%
UK	153529	14%	1605448	20%

OEM	Oct-23	vs Oct-22	YTD-23	vs YTD-22
BMW Group	76136	17%	733910	12%
Chinese	25768	63%	236357	111%
Ford	43840	-10%	473792	4%
Geely	27982	-3%	282614	24%
Honda	5786	2%	50803	-13%
Hyundai-Kia	88605	10%	922062	4%
JLR	11765	49%	111773	19%
Mazda	14244	8%	151365	35%
Mercedes-Benz	60662	9%	603070	12%
Mitsubishi	3573	-4%	32951	-25%
Nissan Group	22701	17%	241159	27%
Renault Group	102937	25%	1021609	21%
Stellantis	181918	11%	1824472	5%
Subaru	2190	62%	18829	45%
Suzuki	16320	68%	156757	46%
Tesla	17602	204%	287890	99%
Toyota	74304	9%	734083	12%
VW Group	259967	12%	2752042	22%

Segment	Oct-23	vs Oct-22
 City-car	61699	10%
 Subcompact Car	167673	7%
 Compact Car	148494	9%
 Midsize Car	55574	12%
 Executive Car	16636	15%
 Luxury Car	2660	-10%
 MPV	13231	2%
 Sport Car	6775	0%
 Small SUV	188028	18%
 Compact SUV	262182	18%
 Midsize SUV	62255	49%
 Large SUV	26688	15%
 Luxury SUV	4072	51%
 Van	22802	-9%

	Top 50	Oct-23
1	DACIA SANDERO	22335
2	FIAT/ABARTH 500	15426
3	RENAULT CLIO	15408
4	TOYOTA YARIS CROSS	15401
5	PEUGEOT 2008	15032
6	CITROEN C3	14592
7	PEUGEOT 208	14500
8	FORD PUMA	14002
9	VOLKSWAGEN POLO	13782
10	OPEL/VAUXHALL CORSA	13755
11	KIA SPORTAGE	13538
12	VOLKSWAGEN T-ROC	13334
13	HYUNDAI TUCSON	12915
14	FIAT PANDA	12801
15	SKODA OCTAVIA	12359
16	VOLKSWAGEN GOLF	12320
17	RENAULT CAPTUR	12234
18	TOYOTA COROLLA	11678
19	MINI HATCH	11632
20	AUDI A3	11094
21	TOYOTA YARIS	10798
22	TESLA MODEL Y	10774
23	NISSAN QASHQAI	10623
24	FORD KUGA	10485
25	VOLVO XC40	10301
26	VOLKSWAGEN TIGUAN	10078
27	DACIA DUSTER	9867
28	TOYOTA C-HR	9105
29	MG ZS	8782
30	BMW SERIES 1	8607
31	PEUGEOT 308	8299
32	CUPRA FORMENTOR	8088
33	VOLKSWAGEN T-CROSS	8066
34	OPEL/VAUXHALL MOKKA	8054
35	SEAT/CUPRA LEON	8028
36	PEUGEOT 3008	7983
37	HYUNDAI KONA	7786
38	VOLVO XC60	7703
39	BMW X1	7609
40	RENAULT ARKANA	7515
41	TOYOTA RAV4	7501
42	FORD FOCUS	7452
43	SKODA KAMIQ	7394
44	BMW SERIES 3	7162
45	RENAULT AUSTRAL	7019
46	SKODA FABIA	6970
47	TOYOTA AYGO	6935
48	SKODA ENYAQ	6831
49	MERCEDES A-CLASS	6601
50	DACIA JOGGER	6579



	Top 20 BEV	Oct-23
1	TESLA MODEL Y	10774
2	SKODA ENYAQ	6831
3	TESLA MODEL 3	6389
4	MG 4	6326
5	DACIA SPRING	5985
6	VOLKSWAGEN ID.4	5556
7	BMW I4	5269
8	VOLVO XC40	5153
9	FIAT 500	5021
10	AUDI Q4	4939
11	BMW IX1	4588
12	CUPRA BORN	4018
13	VOLKSWAGEN ID.3	3891
14	MINI HATCH	3731
15	KIA NIRO	3584
16	RENAULT MEGANE	3469
17	MERCEDES EQA	3113
18	AUDI Q4 SPORTBACK	2780
19	BMW IX3	2741
20	KIA EV6	2617



	Top 20 PHEV	Oct-23
1	FORD KUGA	4622
2	VOLVO XC60	3746
3	CUPRA FORMENTOR	3093
4	KIA SPORTAGE	2831
5	BMW X1	2743
6	MERCEDES GLC	2675
7	PEUGEOT 3008	2516
8	PEUGEOT 308	2145
9	SKODA OCTAVIA	2117
10	BMW SERIES 3	2081
11	PORSCHE CAYENNE COUPE	1978
12	VOLKSWAGEN TIGUAN	1950
13	HYUNDAI TUCSON	1949
14	SEAT/CUPRA LEON	1842
15	MERCEDES C-CLASS	1835
16	AUDI A3	1767
17	MAZDA CX-60	1678
18	MERCEDES GLA	1656
19	AUDI Q3 SPORTBACK	1634
20	BMW X5	1585

*Austria, Belgium, Croatia, Cyprus, Czechia, Denmark, Estonia, Finland, France, Germany, Greece, Hungary, Ireland, Italy, Latvia, Lithuania, Luxembourg, Netherlands, Norway, Poland, Portugal, Romania, Slovakia, Slovenia, Spain, Sweden, Switzerland, United Kingdom